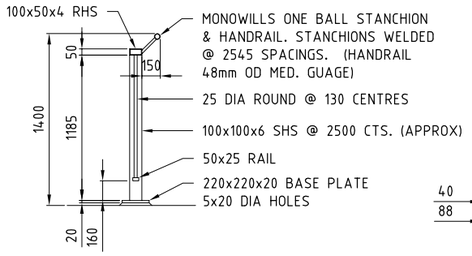

TYPICAL SECTION

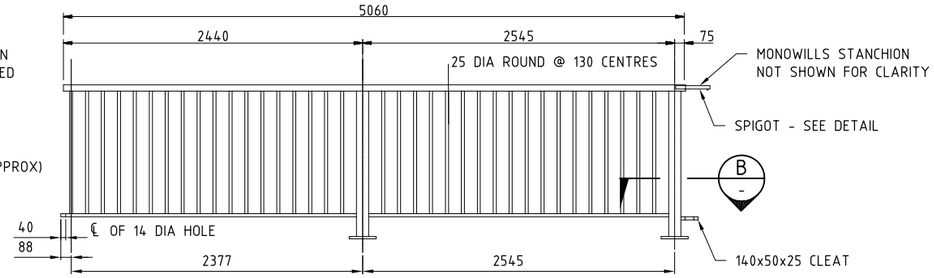

TYPICAL PANEL (TYPE A)

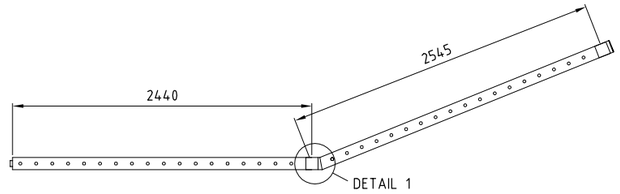

PLAN OF TYPICAL PANEL (TYPE C)

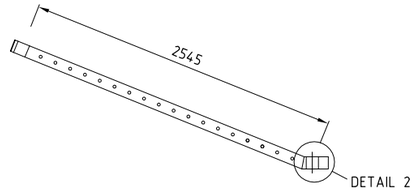

PLAN OF TYPICAL PANEL (TYPE B)

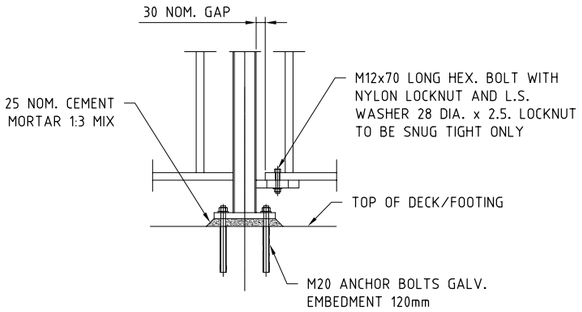

FIXING DETAIL AT POST (TYPE A, B, C)

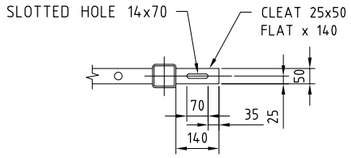

SECTION A

(TYPES A & C)

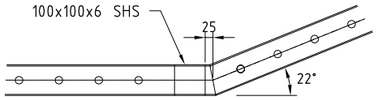

DETAIL 1

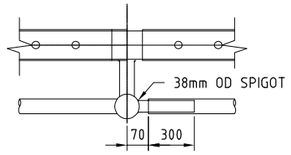

TYPICAL JOINT DETAIL

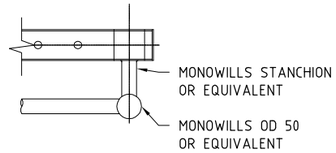

TYPICAL END DETAIL

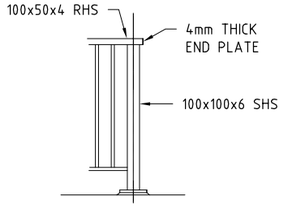

END POST (TYPE B, C)

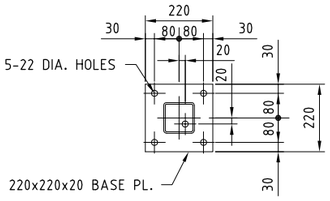

BASE PLATE DETAIL

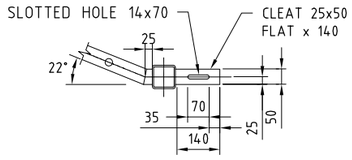

SECTION A

(TYPES B)

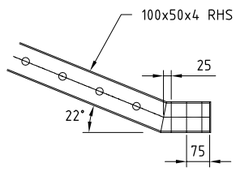

DETAIL 2

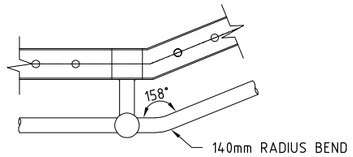

TYPICAL BEND DETAIL

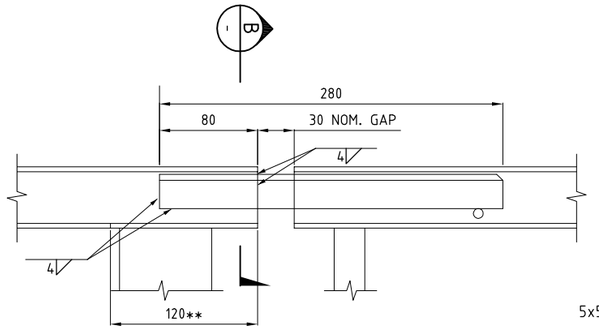

** 120x80 CUT OUT FOR WELDING ACCESS TO BE WELDED BACK IN PLACE AND GROUND SMOOTH

RAIL CONNECTOR ASSEMBLY DETAIL

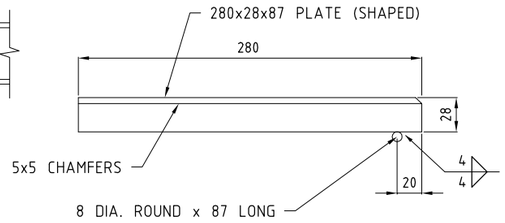

SPIGOT DETAIL

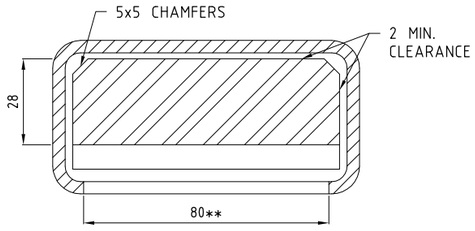

SECTION B

NOTES:

1. PANELS TYPE A ARE FOR BRIDGE DECK AND STANDARD FOOTINGS. PANELS TYPE B & C ARE FOR BARRIER ENDS TO PROVIDE SPLAY IN ACCORDANCE WITH THE BRIDGE APPROACHES DESIGN AND AUSTROADS PART 14. ADJUSTMENTS MAY NEED TO BE MADE TO SUIT CURVED OR SKEWED APPROACHES.
2. THIS DRAWING IS TO BE READ IN CONJUNCTION WITH BRIDGE GENERAL ARRANGEMENT AND PANEL LAYOUT DRAWINGS.
3. BARRIER DESIGN LOADS:-
   HORIZONTAL : 0.75kN/m APPLIED AT TOP RAIL
   VERTICAL : 0.75kN/m APPLIED AT TOP RAIL
4. BARRIER PANELS TO BE MADE TO MATCH THE HORIZONTAL AND VERTICAL ALIGNMENTS OF THE BRIDGE AND APPROACHES AND SHALL BE FREE FROM KINKS.
5. ALL BALLUSTERS AND POSTS ARE TO BE VERTICAL.
6. ALL STEELWORK TO BE HOT DIPPED GALVANIZED IN ACCORDANCE WITH AS4680 AFTER FABRICATION.
7. ALL WELDS U.N.O. TO BE 5mm FILLET WELDS USING E41XX ELECTRODES IN ACCORDANCE WITH AS1554 PART 1.

NOT TO SCALE

ACT Government

STANDARD DRAWING

PEDESTRIAN BRIDGE BARRIER RAILINGS

Authorised:

Latest Revision Details

Rev	Amendment	Date
-	BASED ON DRG 837-06	--/--/--

DRAFT 151123

Drawing No. ACTSD-0906

Revision -