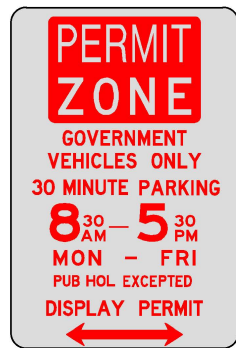


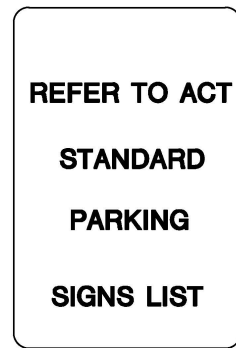
R5-22/22



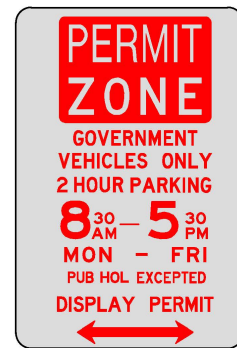
R5-22/23



R5-22/24



R5-22/24-1



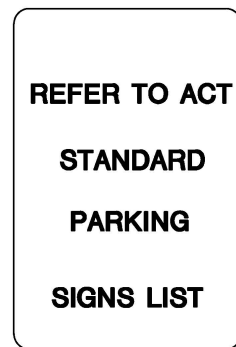
R5-22/26



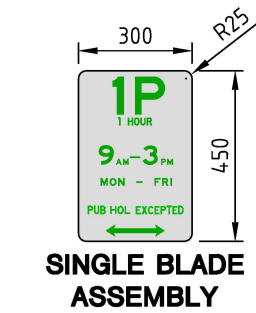
R5-22/27



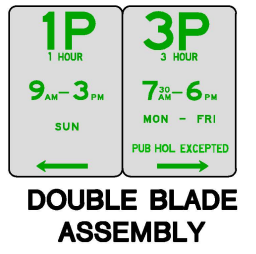
R5-22/36



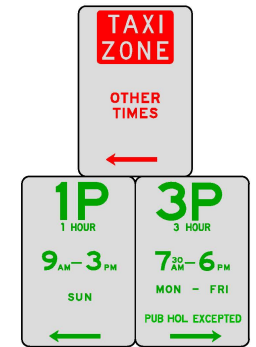
R5-22/60



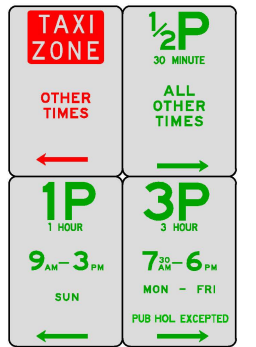
SINGLE BLADE ASSEMBLY



DOUBLE BLADE ASSEMBLY



TRIPLE BLADE ASSEMBLY



QUAD BLADE ASSEMBLY

SIGN BLADE ASSEMBLY SIZES	
ASSEMBLY TYPE	SIZE (mm)
SINGLE	300 WIDE x 450 HIGH
DOUBLE	600 WIDE x 450 HIGH
TRIPLE	600 WIDE x 900 HIGH (SINGLE BLADE CENTERED ON TOP)
QUAD	600 WIDE x 900 HIGH



STANDARD DRAWING

ACT STANDARD PARKING SIGNS

Authorised: *[Signature]*

Latest Revision Details

0	BASED ON DRG DS9-40/10	19-12-18
Rev	Amendment	Date
Drawing No. ACTSD-3710		Revision 0