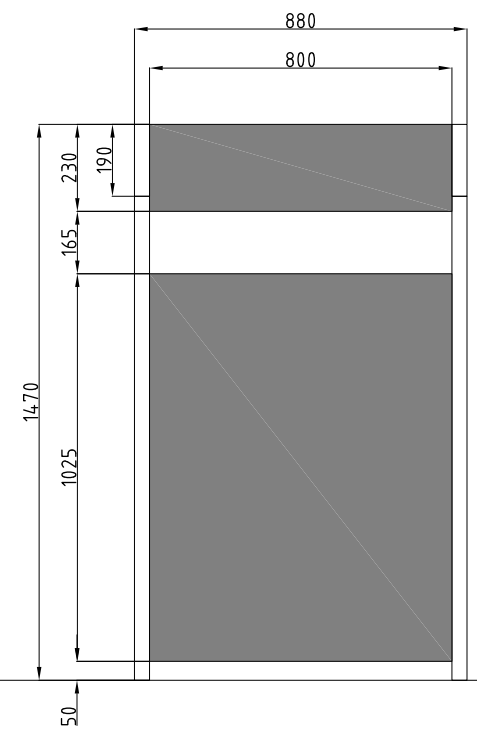



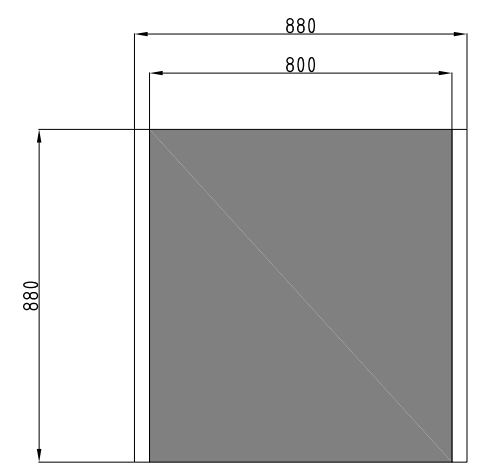
BACK ELEVATION



FRONT ELEVATION



SIDE ELEVATION



**PLAN
BIN ENCLOSURE**

NOTE:

1. FIX BIN ENCLOSURE TO SLAB WITH 4 X M10 CHEMSET ANCHORS MIN 100MM COVER. BIN ENCLOSURE LOCK SHALL BE "8MM SQUARE LOCK".
2. DETAILS ARE SHOWN FOR DIMENSION TO ACCOMMODATE STANDARD BIN AND OPENING REQUIREMENTS.



**STANDARD DRAWING
BIN ENCLOSURE
STANDARD DETAIL**

Authorised: *[Signature]*

Latest Revision Details		
Rev	Amendment	Date
0	FIRST ISSUE	25-2-19
Drawing No. ACTSD-2508		Revision 0