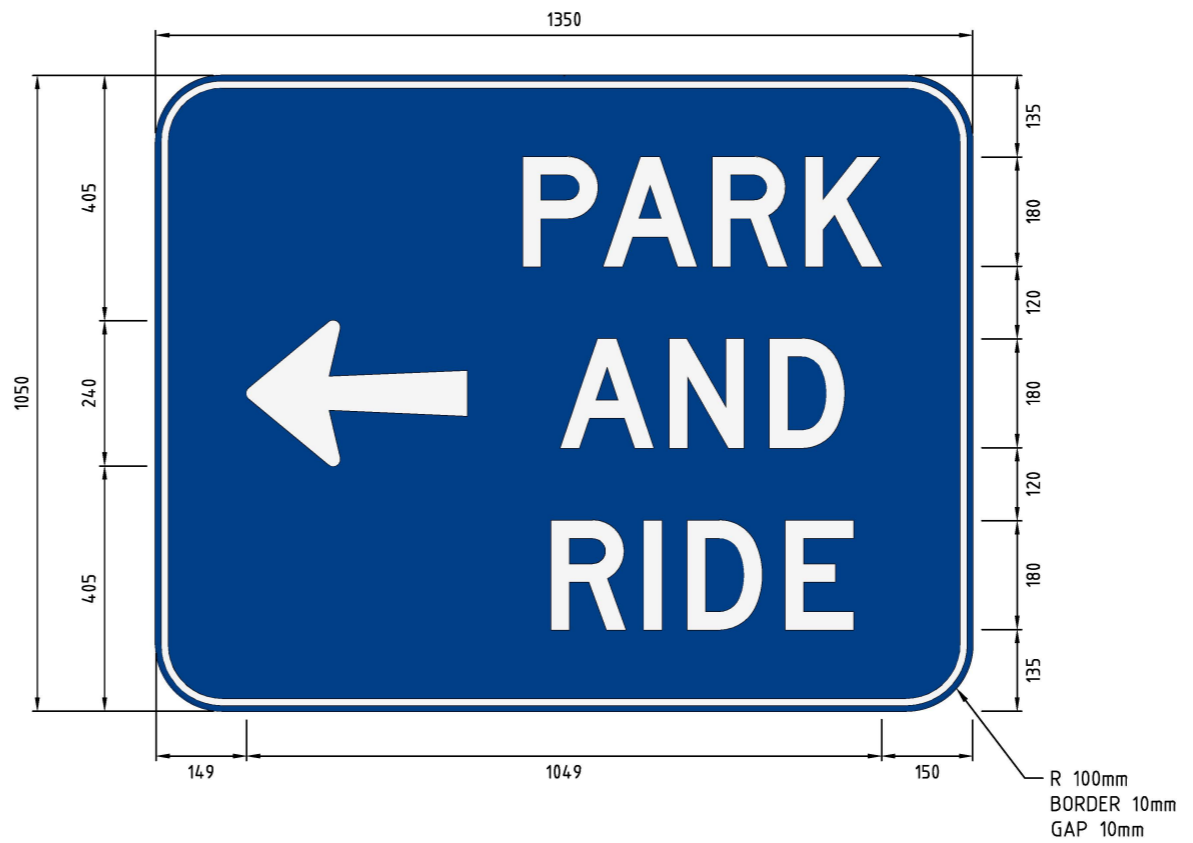


**SIGN CODE: R5-22/52(A)**

**APPROACH ROAD DIRECTIONAL SIGNAGE  
A SIZE SIGN (ROADS ≤70km/h SPEED RESTRICTION)**

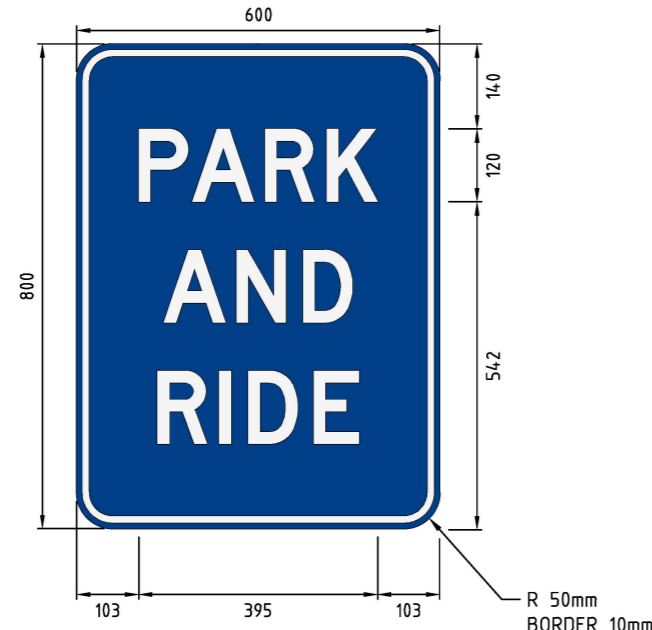


**SIGN CODE: R5-22/52(B)**

**APPROACH ROAD DIRECTIONAL SIGNAGE  
B SIZE SIGN (ROADS ≥80km/h SPEED RESTRICTION)**

**NOTES**

- SIGN LEGENDS (AS1744:2015 SERIES D), BORDERS AND LOGOS ARE TO BE CLASS 400 ON A CLASS 400 BACKGROUND. COLOURS SHALL BE AS DRAWN.
- PARK AND RIDE DIRECTIONAL SIGNAGE SHALL BE PROVIDED FROM THE NEAREST ARTERIAL ROAD TO THE CARPARK INCLUDING ADDITIONAL SIGNAGE AT INTERSECTIONS IF APPLICABLE TO PROVIDE CONTINUITY OF THE SIGNED ROUTE.



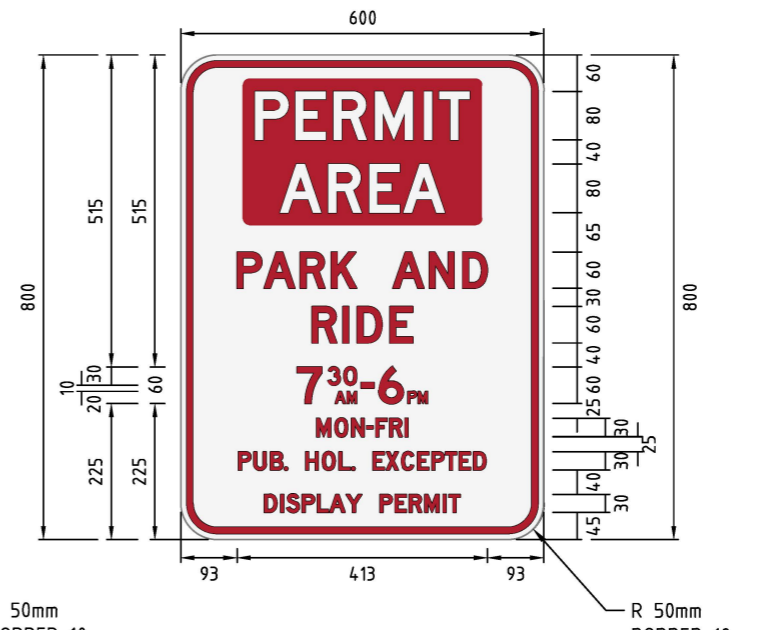
**SIGN CODE: R5-22/53**

**CARPARK ENTRANCE SIGN  
(USED WHERE MULTIPLE PARKING RESTRICTION TYPES  
ARE SIGNED WITHIN CARPARK OR NO PERMIT REQUIRED)**



**SIGN CODE: R5-22/56**

**CARPARK ENTRANCE SIGN  
(USED WHERE PERMIT REQUIRED)**



**SIGN CODE: R5-22/57**

**ACT Government**  
**STANDARD DRAWING**

**PARK AND RIDE DIRECTIONAL SIGNAGE**

Authorised: *[Signature]*

Latest Revision Details	
Rev	Date
0	19-12-18

Drawing No. **ACTSD-3750**      Revision **0**