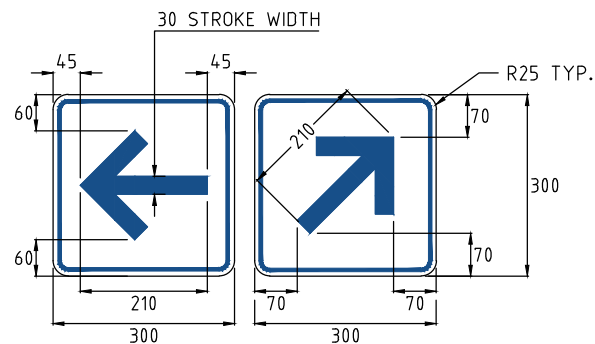


GC-01 (12)

PRINCIPAL AND MAIN COMMUNITY ROUTE MARKER SIGN

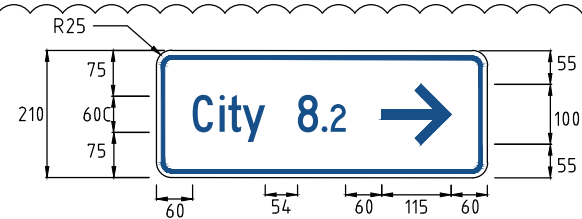
TO BE INSTALLED IN CONJUNCTION WITH P/MCR DESTINATION SIGNS AT ALL KEY DECISION POINTS



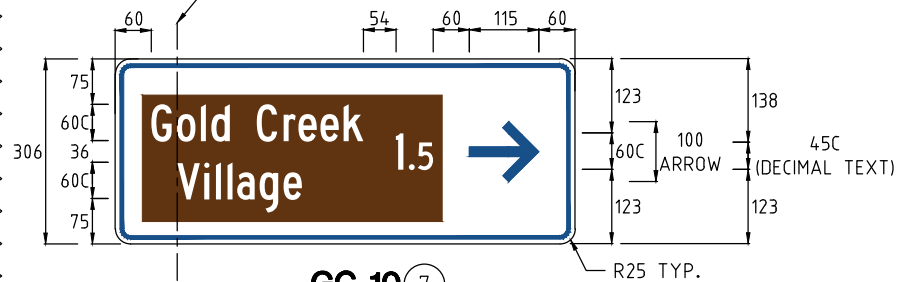
GC-04(L) GC-04(OR)

MAIN COMMUNITY ROUTE REASSURANCE ARROW

(RETROFIT ONLY)



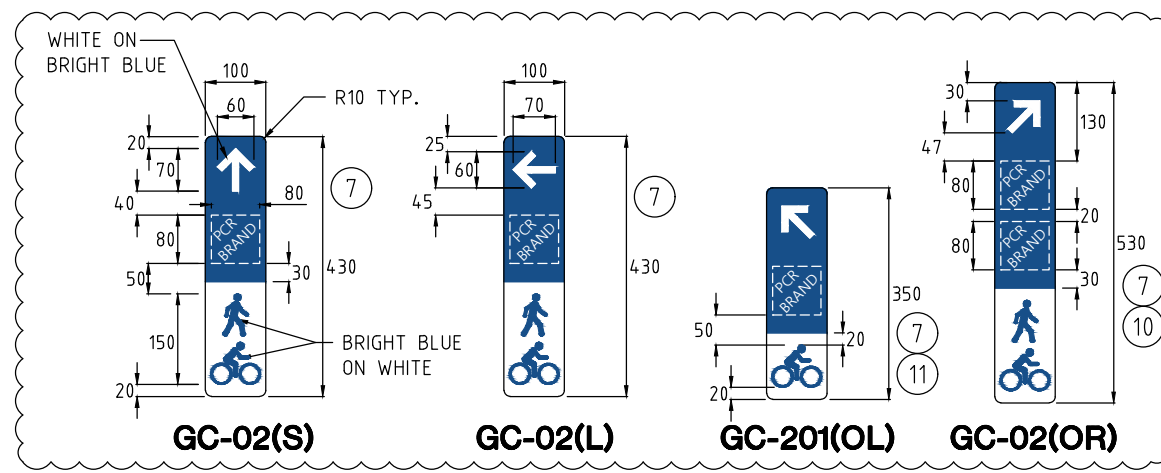
WHERE A DESTINATION IS OVER TWO LINES, ALIGN FIRST LETTER OF SECOND LINE WITH THE SECOND LETTER OF THE FIRST LINE



GC-10 (7)

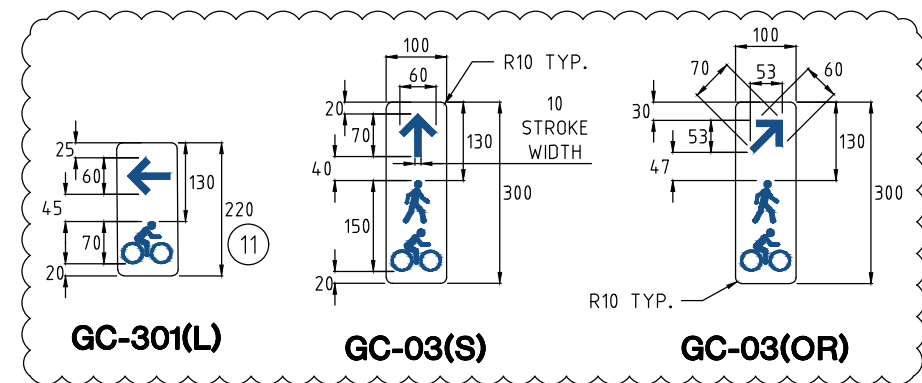
SINGLE DIRECTION DESTINATION SIGN

(FOR USE AT KEY DECISION POINTS ON PRINCIPAL AND MAIN COMMUNITY ROUTES ONLY)



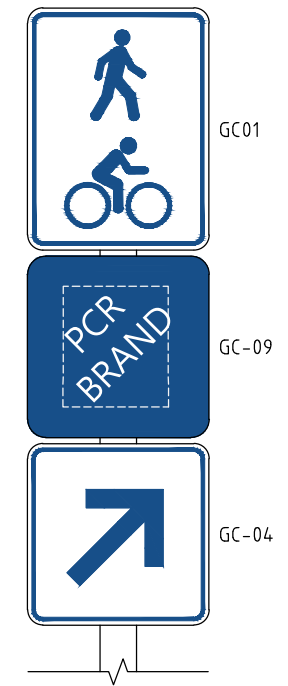
GC-02(S) GC-02(L) GC-201(OL) GC-02(OR)

PRINCIPAL COMMUNITY ROUTE REASSURANCE SIGNS



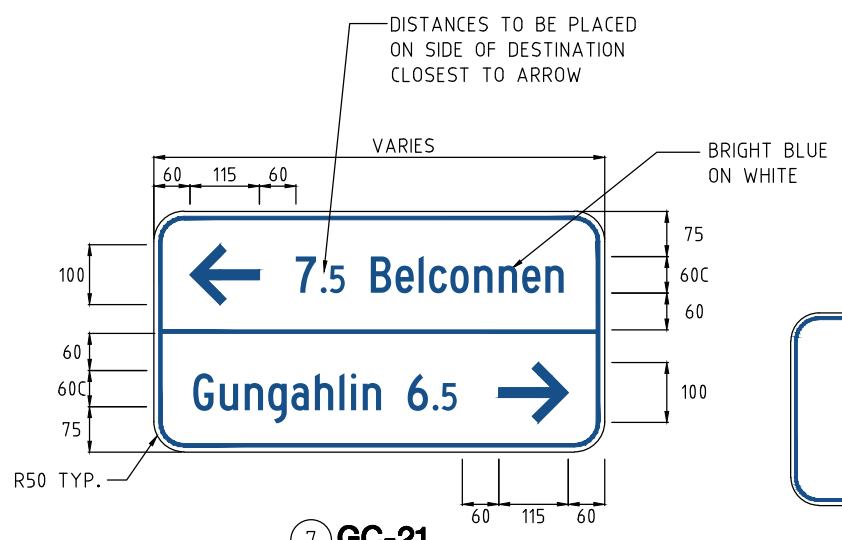
GC-301(L) GC-03(S) GC-03(OR)

MAIN AND LOCAL COMMUNITY ROUTE REASSURANCE SIGNS



NOTES

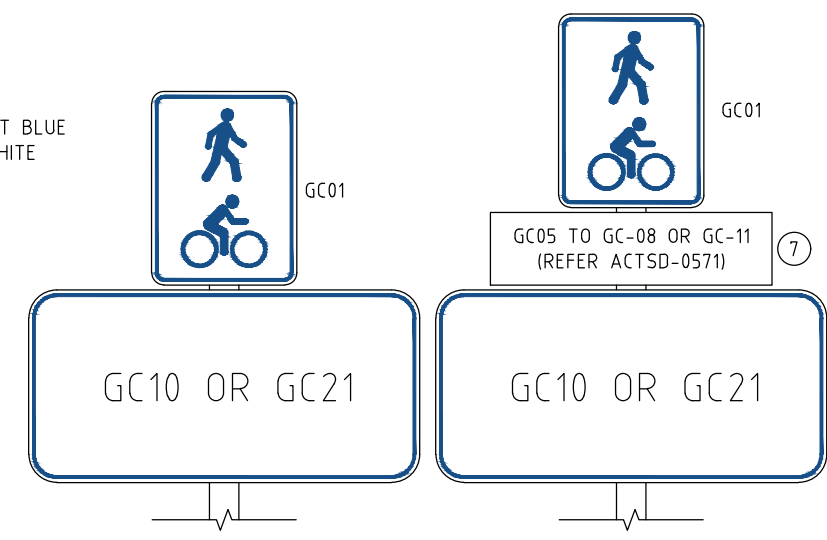
- 1 THIS DRAWING IS TO BE READ IN CONJUNCTION WITH MIS05 4.10. ALL SIGN MATERIALS ARE TO BE IN ACCORDANCE WITH MITS14. FOR SIGN BLADE MOUNTING HEIGHTS REFER TO ACTSD-3601. SIGNS ARE TO BE MOUNTED ON A SINGLE POST WHEREVER POSSIBLE. FOR POLE AND FOOTING DESIGN REFER TO ACTSD-3630.
- 2 SIGN LEGENDS (AS1744:2015 SERIES C), BORDERS AND LOGOS ARE TO BE AS DETAILED ON THIS DRAWING AND IN ACCORDANCE WITH THE SIGN LAYOUT GUIDANCE DETAILED ON ACTSD-0574, ADDITIONAL DETAIL FOR PCR SIGNS IS INCLUDED ON ACTSD-0576. BLUE COLOUR LETTERING AND SYMBOLS ARE TO BE AS2700 B23 (BRIGHT BLUE). TOURIST DESTINATIONS SHALL HAVE A WHITE LEGEND ON AS2700 X65 (DARK BROWN) BACKGROUND. WHITE LETTERING SHALL BE CLASS 400 MATERIAL. BORDERS ARE TO BE 6mm WIDE WITH 8mm GAP TO EDGE OF BLADE
- 3 SIGNS ARE TO BE LOCATED ON PRINCIPAL AND MAIN COMMUNITY ROUTES ONLY TO BE CONSPICUOUS TO PATH USERS AND MINIMISE RISK OF CONFUSION TO MOTORISTS. SIGNS MUST NOT BE CO-LOCATED WITH ROAD DESTINATION SIGNAGE
- 4 ARROW DIRECTIONS MAY BE STRAIGHT (S), LEFT (L), RIGHT (R), OBLIQUE LEFT (OL) OR OBLIQUE RIGHT (OR)
- 5 FOR EXAMPLES OF SIGNAGE LAYOUTS REFER TO ACTSD-0590 TO 0595
- 6 WHERE POSSIBLE SIGNS ARE TO BE MOUNTED ON A SINGLE POST. REFER TO ACTSD-3630 FOR POST AND FOOTING DETAIL
- 7 PRINCIPAL COMMUNITY ROUTE REASSURANCE SIGNS GC-02 AND GC-201 ARE TO BE INSTALLED ON PRINCIPAL COMMUNITY ROUTES ONLY. REFER TO ACTSD-0590 AND 0594 FOR LAYOUT EXAMPLES
- 8 REFER TO ACTSD-0576 FOR ADDITIONAL PCR DIRECTIONAL SIGN DESIGN DETAILS AND NOTES AND ACTSD-0577 FOR EXAMPLES OF MCR DESTINATION SIGNS WITH PCR LABEL PLATES
- 9 PCR LABELS AND PCR BRANDS ARE AS SHOWN ON ACTSD-0575
- 10 INCREASE GC-02 BLADE HEIGHT BY 100mm FOR EACH ADDITIONAL PCR BRAND
- 11 GC-201 SIGNS SHOULD ONLY BE INSTALLED ON BICYCLE ONLY PATHS WHERE DIRECTIONAL GUIDANCE IS REQUIRED AND OTHER DIRECTIONAL SIGNAGE IS NOT VISIBLE
- 12 GC-01 SIGNS SHOULD ONLY BE PLACED ON SHARED PATHS



(7) GC-21

MULTI DIRECTIONAL DESTINATION SIGN

(FOR USE AT KEY DECISION POINTS ON PRINCIPAL AND MAIN COMMUNITY ROUTES ONLY)



DESTINATION SIGN ASSEMBLY DETAILS

(FOR USE AT INTERSECTIONS OF PRINCIPAL AND/OR MAIN COMMUNITY ROUTES)

ACT Government

STANDARD DRAWING

PRINCIPAL AND MAIN COMMUNITY ROUTES DIRECTIONAL SIGNS STANDARD DETAILS

Authorised: *[Signature]*

Latest Revision Details

1	SIGN EXAMPLES ADDED. LETTER AND SIGN DIMENSIONS AMENDED BASED ON DS13-12	09/11/20
0		28/09/18

Rev. Amendment. Date

Drawing No. ACTSD-0570

Revision 1