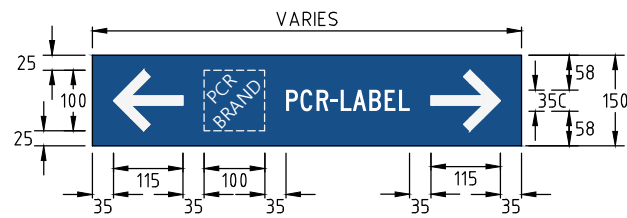
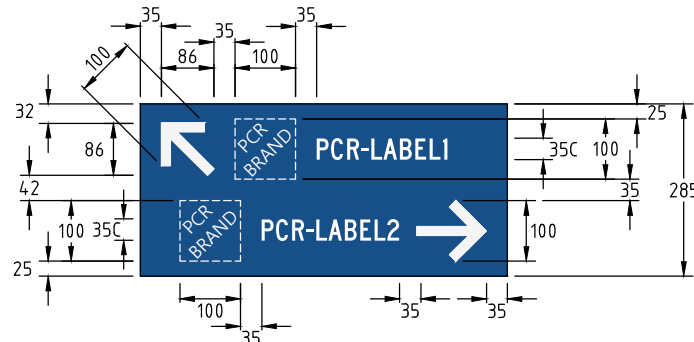


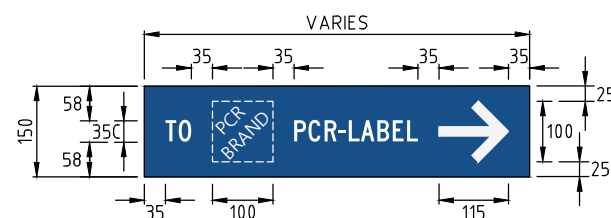
**GC-05** (8) (10)  
**ROUTE LABEL - SINGLE ROUTE**  
**ONE DIRECTION (L OR R)**



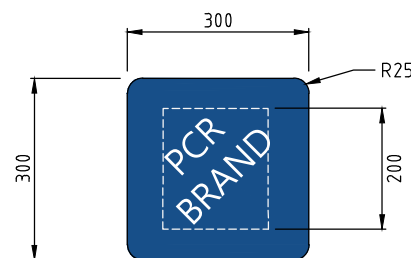
**GC-06** (8) (10)  
**PCR LABEL - SINGLE ROUTE**  
**TWO DIRECTIONS**



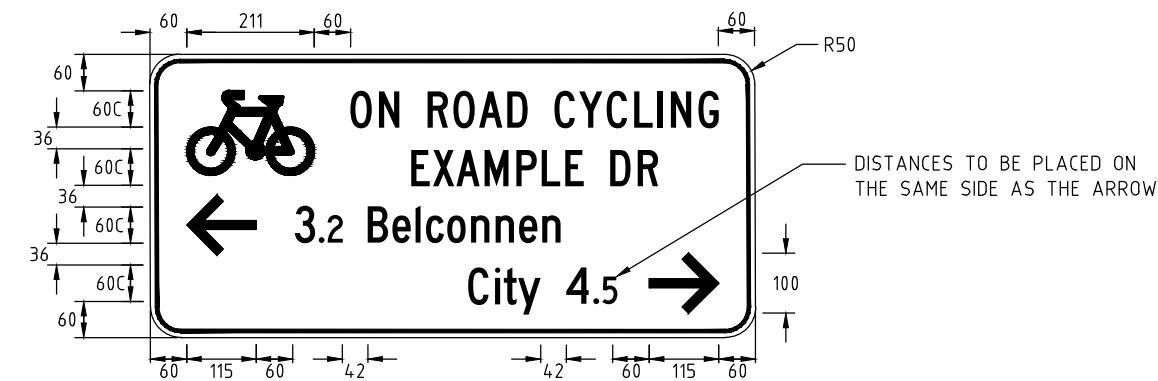
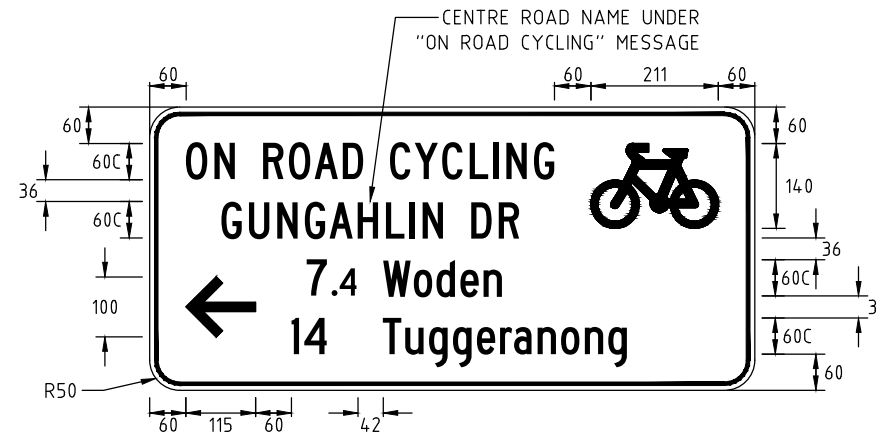
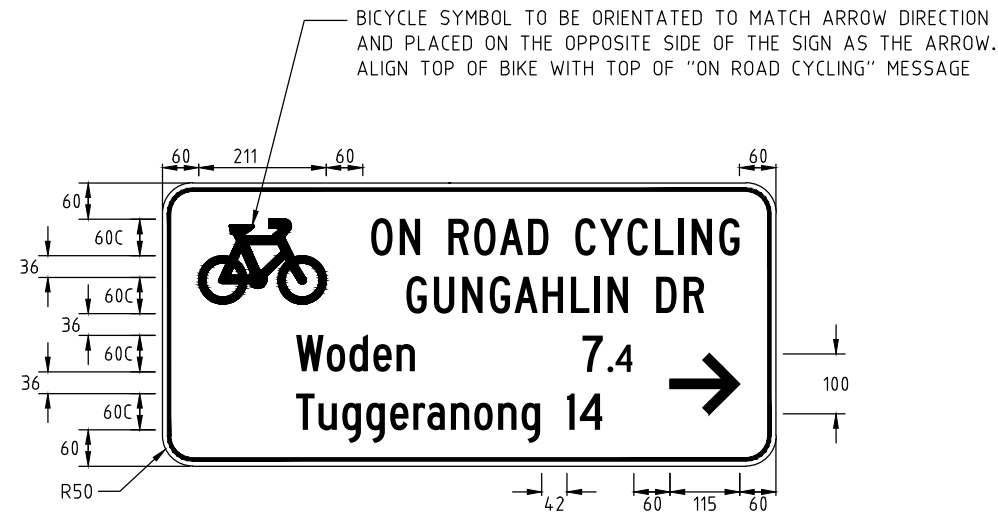
**GC-07** (8) (10)  
**PCR LABEL - TWO ROUTES**  
**TWO DIRECTIONS**



**GC-08** (8) (10)  
**PCR LABEL - LINK PATH**  
 (FOR USE ON LINK PATHS FROM ORC ROUTES)

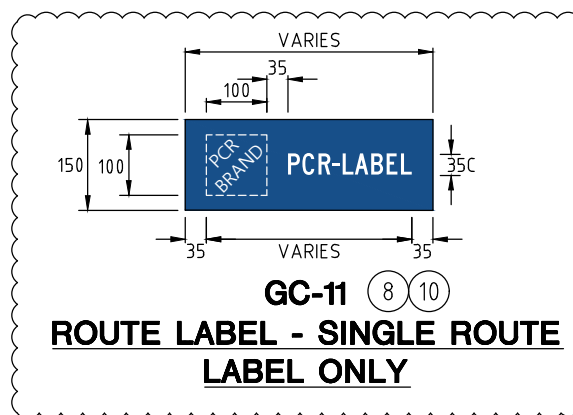


**GC-09** (8)  
**ROUTE SYMBOL**  
 FOR USE AS ROUTE REASSURANCE IN CONJUNCTION  
 WITH A GC-01 AND GC-04 IN RETROFIT ONLY



**GC-30**  
**ON-ROAD CYCLING LINK DIRECTIONAL SIGN**

FOR USE ON LINK PATHS FROM MAIN AND LOCAL  
 COMMUNITY ROUTES TO MAIN ON-ROAD CYCLING ROUTES



**GC-11** (8) (10)  
**ROUTE LABEL - SINGLE ROUTE**  
**LABEL ONLY**

**NOTES**

- THIS DRAWING IS TO BE READ IN CONJUNCTION WITH MIS05 4.10. ALL SIGN MATERIALS ARE TO BE IN ACCORDANCE WITH MITS 14. FOR SIGN BLADE MOUNTING HEIGHTS REFER TO ACTSD-3601
- SIGN LEGENDS (AS1744:2015 SERIES C), BORDERS AND LOGOS ARE TO BE AS DETAILED ON THIS DRAWING AND IN ACCORDANCE WITH THE SIGN LAYOUT GUIDANCE DETAILED ON ACTSD-0574, ADDITIONAL DETAIL FOR PCR SIGNS IS INCLUDED ON ACTSD-0576. BLUE COLOUR LETTERING AND SYMBOLS ARE TO BE AS2700 B23 (BRIGHT BLUE). TOURIST DESTINATIONS SHALL HAVE A WHITE LEGEND ON AS2700 X65 (DARK BROWN) BACKGROUND. WHITE LETTERING SHALL BE CLASS 400 MATERIAL. BORDERS ARE TO BE 6mm WIDE WITH 8mm GAP TO EDGE OF BLADE
- SIGNS ARE TO BE LOCATED TO BE CONSPICUOUS TO PATH USERS AND MINIMISE RISK OF CONFUSION TO MOTORISTS. SIGNS MUST NOT BE CO-LOCATED WITH ROAD DESTINATION SIGNAGE
- ARROW DIRECTIONS MAY BE STRAIGHT (S), LEFT (L), RIGHT (R), OBLIQUE LEFT (OL) OR OBLIQUE RIGHT (OR)
- ALL SIGNS AT KEY DECISION POINTS ON PCR'S ARE TO BE INSTALLED WITH, OR TO ALLOW THE FUTURE INSTALLATION OF A ROUTE LABEL SIGN
- FOR EXAMPLES OF SIGNAGE LAYOUTS REFER TO ACTSD-0590 TO 0595
- WHERE POSSIBLE SIGNS ARE TO BE MOUNTED ON A SINGLE POST. REFER TO ACTSD-3630 FOR POST AND FOOTING DETAIL.
- PCR LABELS AND PCR BRANDS ARE SHOWN ON ACTSD-0576. REFER TO ACTSD-0570 FOR EXAMPLE SIGN STACKS
- REFER TO ACTSD-0574 AND -0576 FOR ADDITIONAL SIGN DESIGN DETAILS AND NOTES
- GC-05,-06,-07,-08 AND -11 MAY BE CENTRALLY MOUNTED OR END MOUNTED ONTO THE POST DEPENDING ON THEIR POSITION AND USAGE. SIGN BLADES CENTRALLY MOUNTED SHALL HAVE A 10mm ROUNDING ON ALL CORNERS



**PRINCIPAL COMMUNITY  
 ROUTES AND ON-ROAD  
 CYCLING ROUTE  
 CONNECTION SIGNS**

Authorised: <i>[Signature]</i>		
Latest Revision Details		
1	GC-11 ADDED, NOTES AMENDED	09/11/20
0	FIRST ISSUE	28/09/18
Rev	Amendment	Date
Drawing No. ACTSD-0571		Revision 1