





R5-35



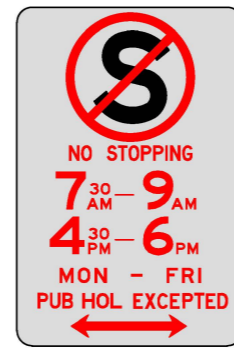
R5-35/1




R5-36/1




R5-36/2



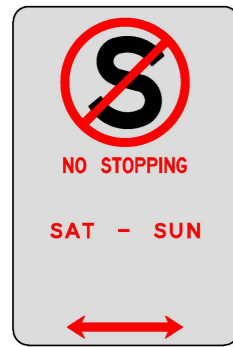
R5-36/3



R5-36/4



R5-36/5



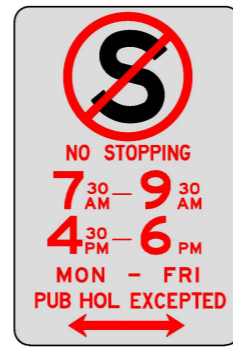
R5-36/7



R5-36/9



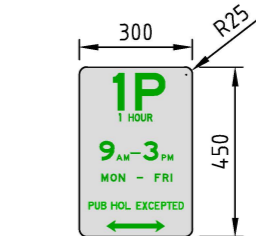
R5-36/10



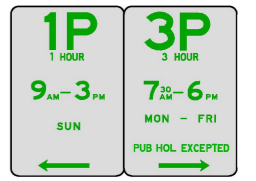
R5-36/11



R5-36/13



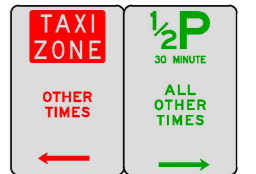
SINGLE BLADE ASSEMBLY



DOUBLE BLADE ASSEMBLY



TRIPLE BLADE ASSEMBLY



QUAD BLADE ASSEMBLY

SIGN BLADE ASSEMBLY SIZES	
ASSEMBLY TYPE	SIZE (mm)
SINGLE	300 WIDE x 450 HIGH
DOUBLE	600 WIDE x 450 HIGH
TRIPLE	600 WIDE x 900 HIGH (SINGLE BLADE CENTERED ON TOP)
QUAD	600 WIDE x 900 HIGH



STANDARD DRAWING

ACT STANDARD PARKING SIGNS

Authorised: *[Signature]*

Latest Revision Details

Rev	Amendment	Date
0	BASED ON DRG DS9-40/10	19-12-18
Drawing No. ACTSD-3712		Revision 0