
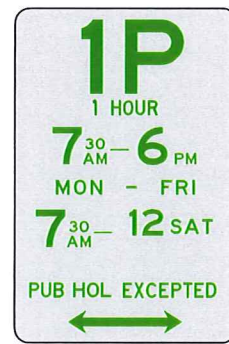



R5-1




R5-1/1




R5-1/2




R5-1/3




R5-1/4



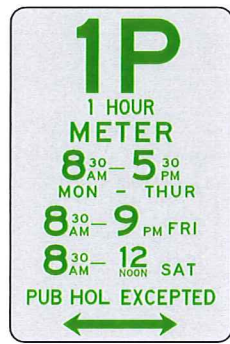
R5-1/6



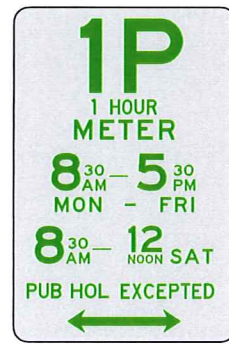
R5-1/7



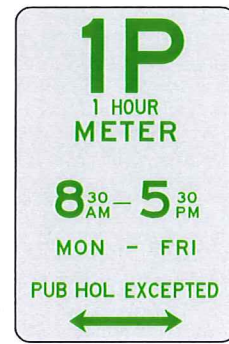
R5-1/8




R5-1/9



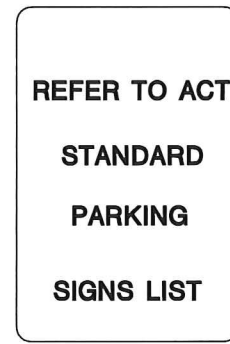
R5-1/10



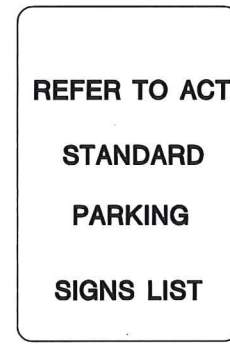
R5-1/11



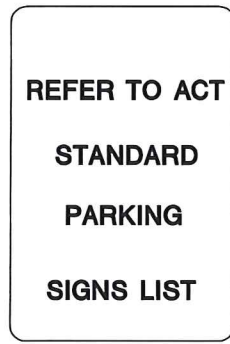
R5-1/12



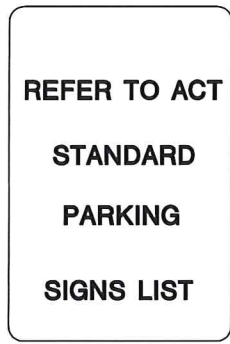
R5-1/13



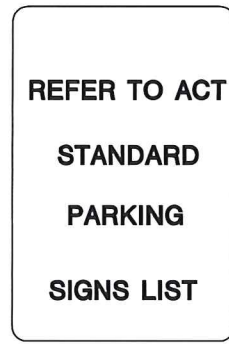
R5-1/14



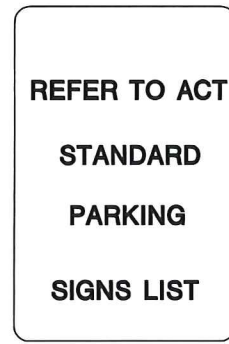
R5-1/15



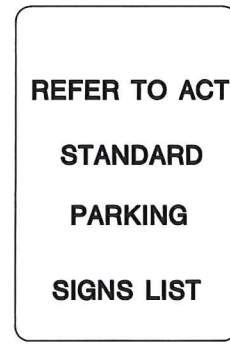
R5-1/16




R5-1/17




R5-1/18




R5-1/19



R5-1/20




R5-1/21




R5-1/30



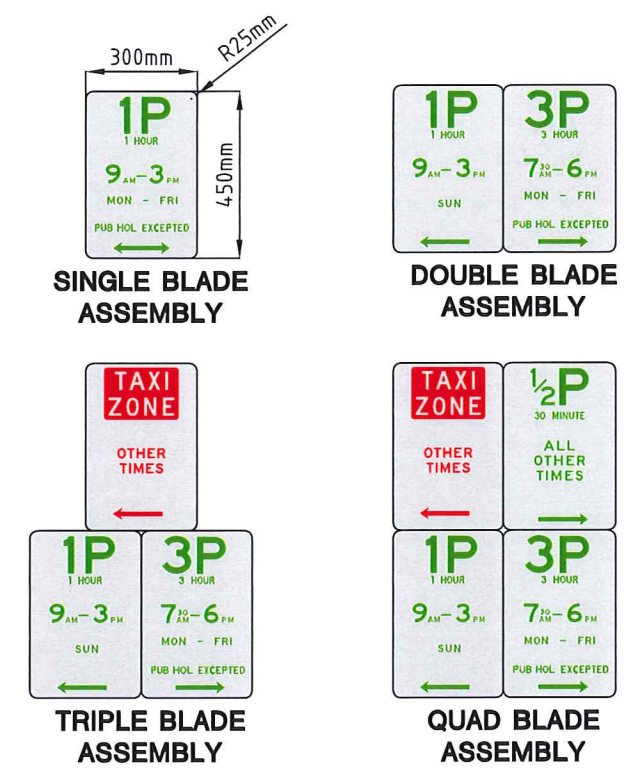
R5-1/31



R5-1/35



R5-1/36



SIGN BLADE ASSEMBLY SIZES	
ASSEMBLY TYPE	SIZE
SINGLE	300 WIDE x 450 HIGH
DOUBLE	600 WIDE x 450 HIGH
TRIPLE	600 WIDE x 900 HIGH (SINGLE BLADE CENTERED ON TOP)
QUAD	600 WIDE x 900 HIGH

ACT GOVERNMENT

DESIGN STANDARD
URBAN INFRASTRUCTURE

Authorised: DIRECTOR, ROADS ACT TONY GILL *TG*

Drawn: MARTIN GORDON Date: 23/06/2011

Project Engineer: FRED IHEGIE / SNEZANA DIMITROVSKA Date: 23/06/2011


**ACT STANDARD
PARKING SIGNS**

Scale: NTS Date: 23 JUNE 2011


AutoCAD File: DS9-40.DWG

Latest Revision Details:

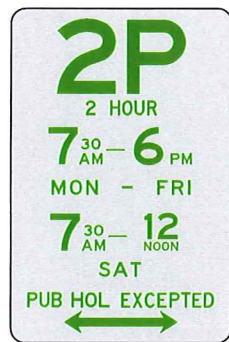
Drawing No. DS9-40/1 Revision 0



R5-2




R5-2/1




R5-2/2




R5-2/4




R5-2/5



R5-2/6




R5-2/7




R5-2/8



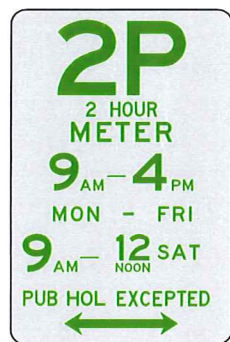
R5-2/9



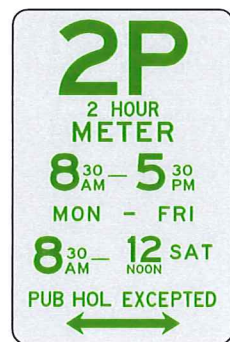
R5-2/10



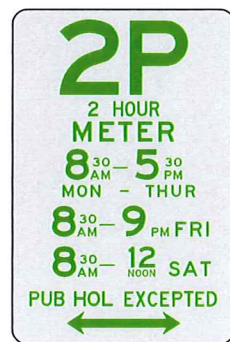
R5-2/11




R5-2/12




R5-2/13



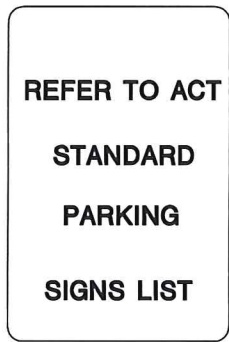
R5-2/14



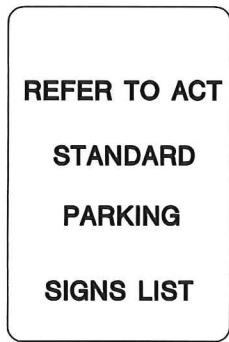
R5-2/15



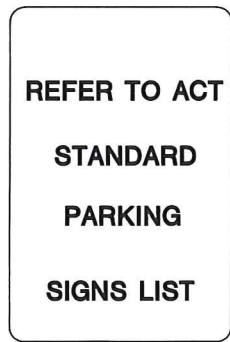
R5-2/16



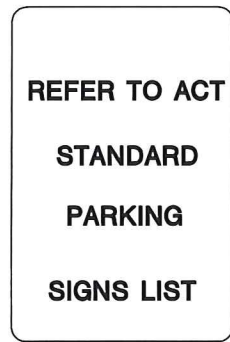
R5-2/17



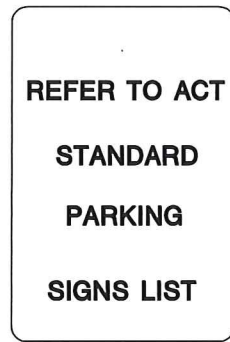
R5-2/18



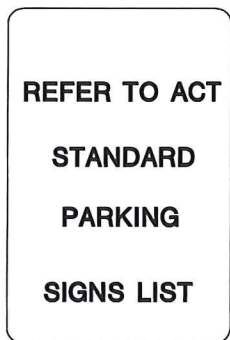
R5-2/19



R5-2/20



R5-2/21



R5-2/22




R5-2/23




R5-2/24



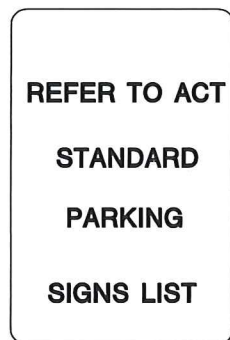
R5-2/25



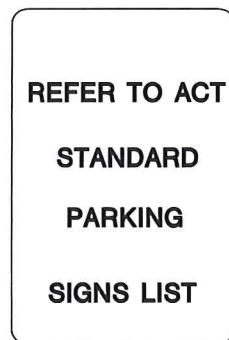
R5-2/26



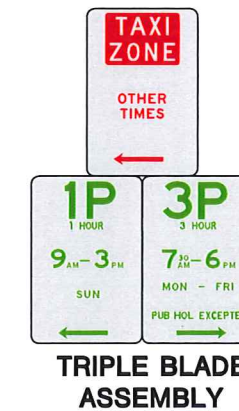

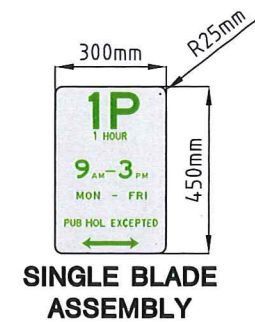
R5-2/27



R5-2/30



R5-2/31



SIGN BLADE ASSEMBLY SIZES	
ASSEMBLY TYPE	SIZE
SINGLE	300 WIDE x 450 HIGH
DOUBLE	600 WIDE x 450 HIGH
TRIPLE	600 WIDE x 900 HIGH (SINGLE BLADE CENTERED ON TOP)
QUAD	600 WIDE x 900 HIGH

ACT GOVERNMENT

DESIGN STANDARD URBAN INFRASTRUCTURE

Authorised: DIRECTOR, ROADS ACT TONY GILL *TG 28/6/14*

Drawn: MARTIN GORDON Date: 23/06/2011

Project Engineer: FRED IHEGIE / SNEZANA DIMITROVSKA Date: 23/06/2011


ACT STANDARD PARKING SIGNS

Scale: NTS Date: 23 JUNE 2011

AutoCAD File: DS9-40.DWG

Latest Revision Details:

Drawing No. DS9-40/2 Revision: 0



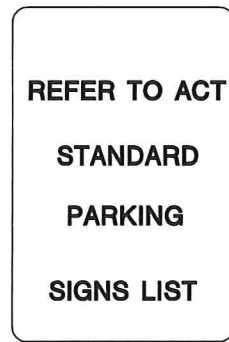
R5-3



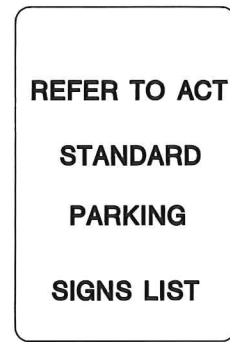
R5-3/1



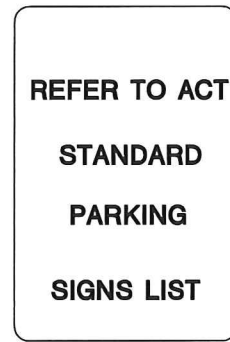
R5-3/3



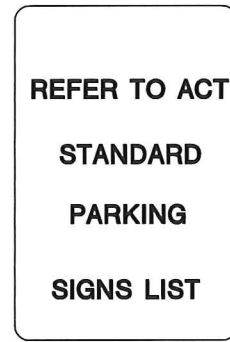
R5-3/4



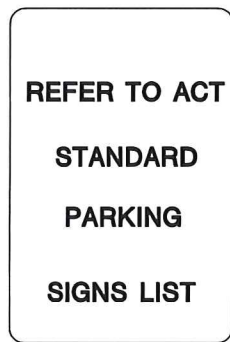
R5-3/5



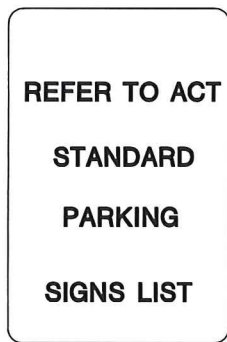
R5-3/6



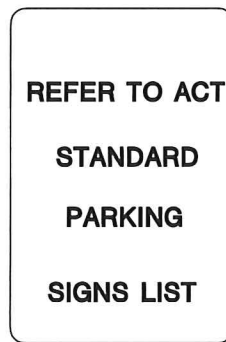
R5-3/7




R5-3/8




R5-3/9



R5-3/10



R5-3/15




R5-3/20



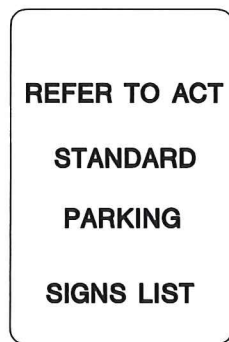
R5-4/1



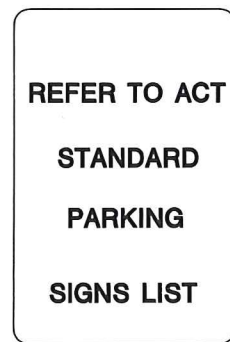
R5-4/2



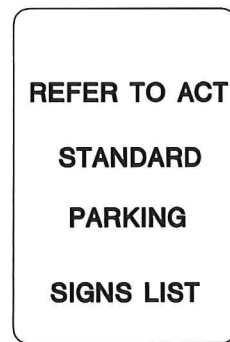
R5-4/3



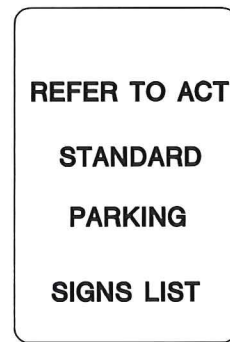
R5-4/4



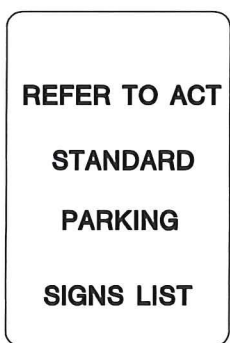
R5-4/5



R5-4/6



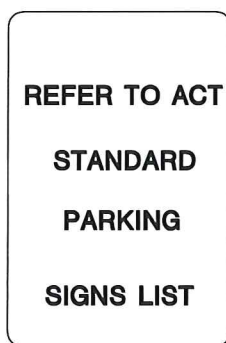
R5-4/7



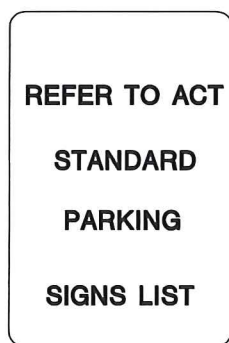
R5-4/8



R5-4/9




R5-4/10



R5-4/11



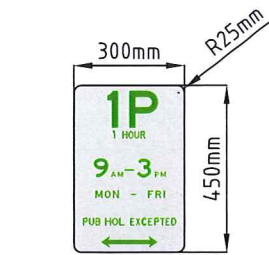
R5-4/15




R5-6/1



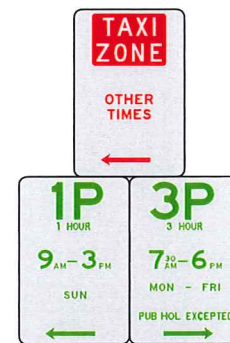
R5-6/2



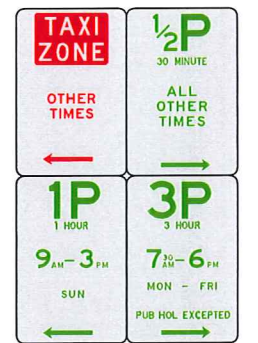
SINGLE BLADE ASSEMBLY



DOUBLE BLADE ASSEMBLY



TRIPLE BLADE ASSEMBLY



QUAD BLADE ASSEMBLY

SIGN BLADE ASSEMBLY SIZES	
ASSEMBLY TYPE	SIZE
SINGLE	300 WIDE x 450 HIGH
DOUBLE	600 WIDE x 450 HIGH
TRIPLE	600 WIDE x 900 HIGH (SINGLE BLADE CENTERED ON TOP)
QUAD	600 WIDE x 900 HIGH

ACT GOVERNMENT

DESIGN STANDARD
URBAN INFRASTRUCTURE

Authorised: DIRECTOR, ROADS ACT
TONY GILL

Drawn: MARTIN GORDON Date: 23/06/2011

Project Engineer: FRED IHEGIE / SNEZANA DIMITROVSKA Date: 23/06/2011

**ACT STANDARD
PARKING SIGNS**

Scale: NTS Date: 23 JUNE 2011

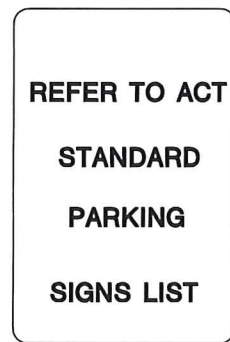
AutoCAD File: DS9-40.DWG

Latest Revision Details:

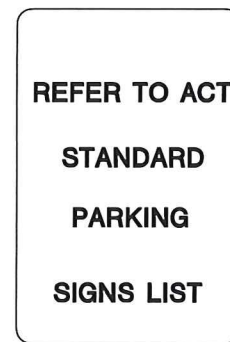
Drawing No. DS9-40/3 Revision 0



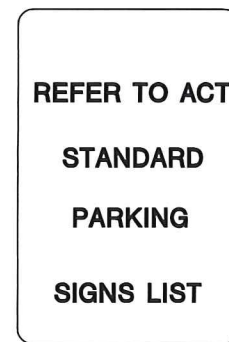
R5-10/1



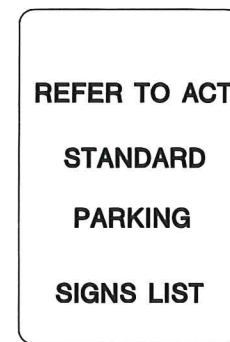
R5-10/2



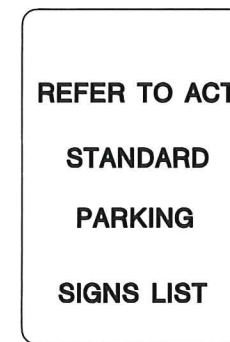
R5-10/3



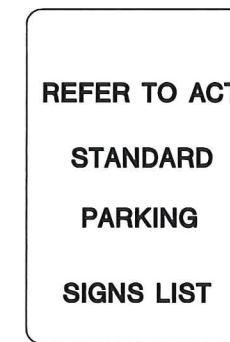
R5-10/4



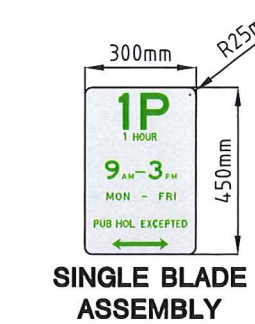
R5-10/5



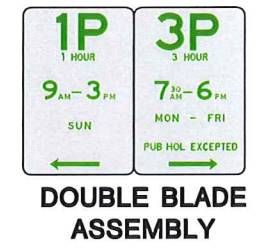
R5-10/6



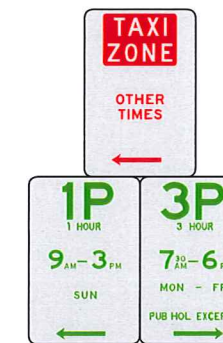
R5-10/7



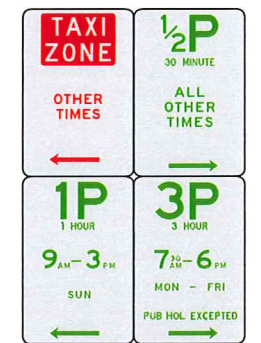
SINGLE BLADE ASSEMBLY



DOUBLE BLADE ASSEMBLY



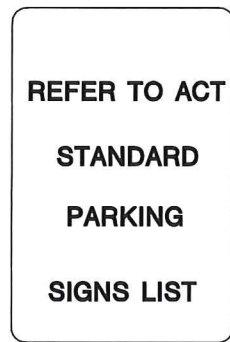
TRIPLE BLADE ASSEMBLY



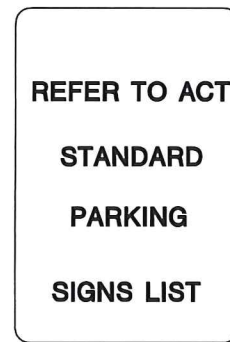
QUAD BLADE ASSEMBLY



R5-10/8



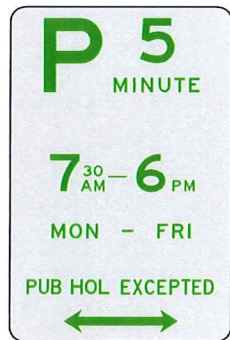
R5-10/11




R5-10/12



R5-13




R5-13/1



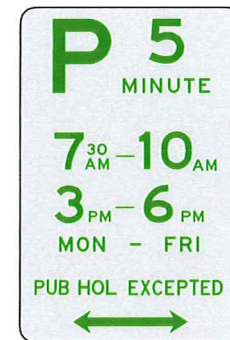
R5-13/2



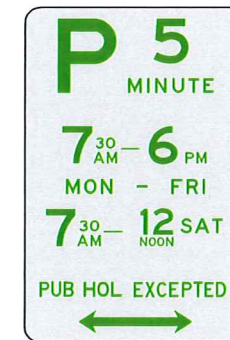
R5-13/3



R5-13/4



R5-13/6



R5-13/7

SIGN BLADE ASSEMBLY SIZES	
ASSEMBLY TYPE	SIZE
SINGLE	300 WIDE x 450 HIGH
DOUBLE	600 WIDE x 450 HIGH
TRIPLE	600 WIDE x 900 HIGH (SINGLE BLADE CENTERED ON TOP)
QUAD	600 WIDE x 900 HIGH

ACT GOVERNMENT




DESIGN STANDARD
URBAN INFRASTRUCTURE

Authorised:
DIRECTOR, ROADS ACT
TONY GILL

Drawn: MARTIN GORDON Date: 23/06/2011

Project Engineer: FRED IHEGIE / SNEZANA DIMITROVSKA Date: 23/06/2011


**ACT STANDARD
PARKING SIGNS**

Scale: NTS Date: 23 JUNE 2011


AutoCAD File: DS9-4.0.DWG

Latest Revision Details:


Drawing No. DS9-40/4 Revision: 0



R5-15



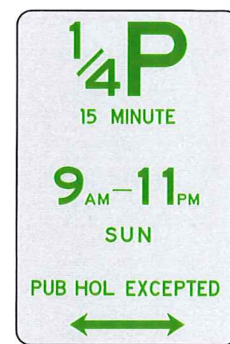
R5-15/1




R5-15/2




R5-15/3



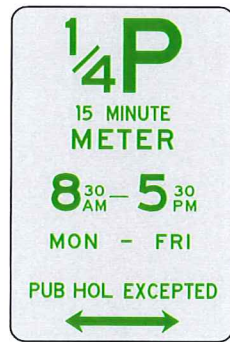
R5-15/4




R5-15/5




R5-15/7




R5-15/8



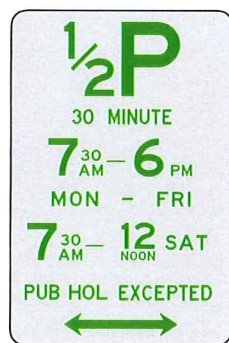
R5-15/9




R5-16



R5-16/1




R5-16/2




R5-16/3




R5-16/4



R5-16/5




R5-16/6



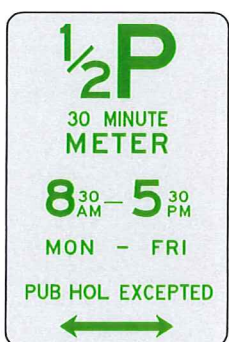
R5-16/7




R5-16/8



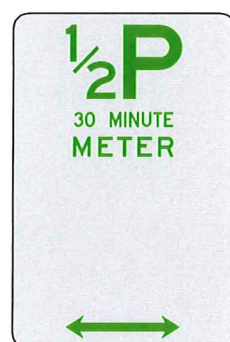
R5-16/9




R5-16/10



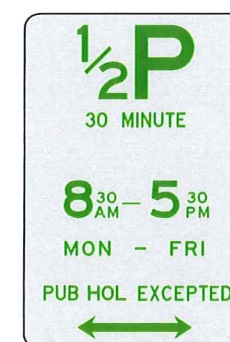
R5-16/11



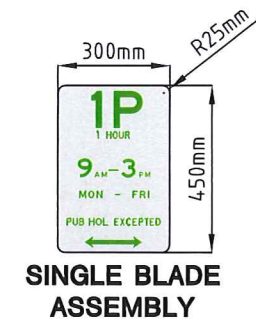
R5-16/12



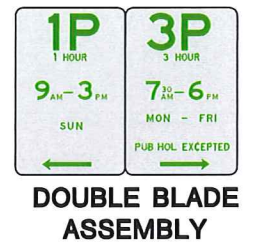
R5-16/14



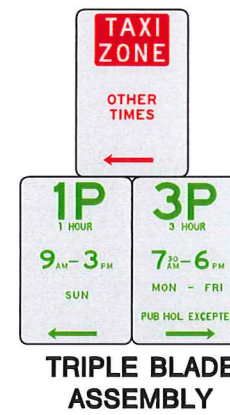
R5-16/20



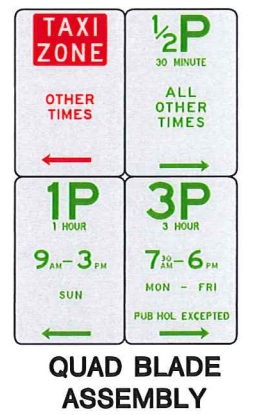
SINGLE BLADE ASSEMBLY



DOUBLE BLADE ASSEMBLY



TRIPLE BLADE ASSEMBLY



QUAD BLADE ASSEMBLY

SIGN BLADE ASSEMBLY SIZES	
ASSEMBLY TYPE	SIZE
SINGLE	300 WIDE x 450 HIGH
DOUBLE	600 WIDE x 450 HIGH
TRIPLE	600 WIDE x 900 HIGH (SINGLE BLADE CENTERED ON TOP)
QUAD	600 WIDE x 900 HIGH

ACT GOVERNMENT

DESIGN STANDARD
URBAN INFRASTRUCTURE

Authorised: DIRECTOR, ROADS ACT TONY GILL *TG*
Date: 28/6/11

Drawn: MARTIN GORDON Date: 23/06/2011

Project Engineer: FRED IHEGIE / SNEZANA DIMITROVSKA Date: 23/06/2011

ACT STANDARD
PARKING SIGNS

Scale: NTS Date: 23 JUNE 2011

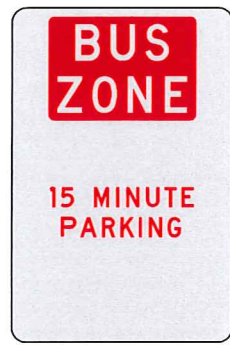
AutoCAD File: DS9-40.DWG

Latest Revision Details:


Drawing No.	Revision
DS9-40/5	0




R5-20



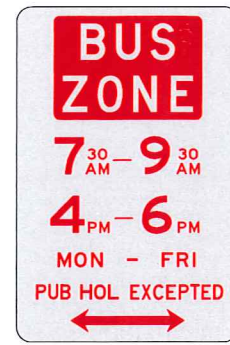
R5-20/1




R5-20/4




R5-20/6




R5-20/7




R5-20/8



R5-20/10



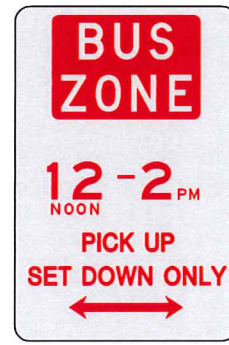
R5-20/11




R5-20/12



R5-20/13



R5-20/13-1




R5-20/14



R5-20/15




R5-20/16




R5-21



R5-21/1



R5-21/2



R5-21/3



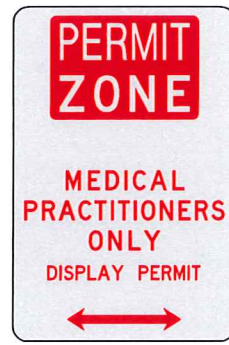
R5-22/1



R5-22/1-1



R5-22/1-2



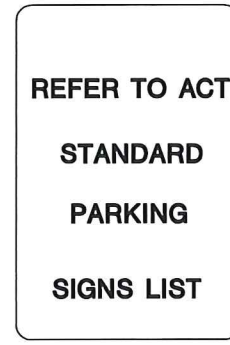
R5-22/2



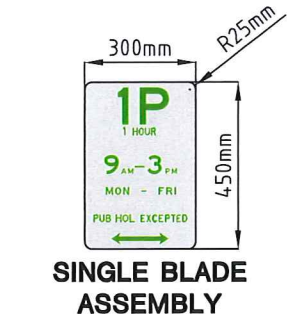
R5-22/3




R5-22/4



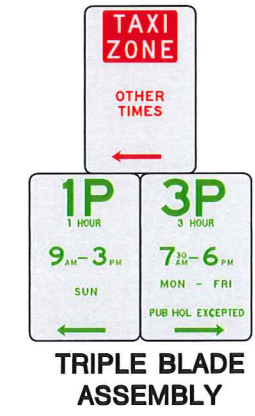
R5-22/5




SINGLE BLADE ASSEMBLY



DOUBLE BLADE ASSEMBLY



TRIPLE BLADE ASSEMBLY



QUAD BLADE ASSEMBLY

SIGN BLADE ASSEMBLY SIZES	
ASSEMBLY TYPE	SIZE
SINGLE	300 WIDE x 450 HIGH
DOUBLE	600 WIDE x 450 HIGH
TRIPLE	600 WIDE x 900 HIGH (SINGLE BLADE CENTERED ON TOP)
QUAD	600 WIDE x 900 HIGH

ACT GOVERNMENT

DESIGN STANDARD
URBAN INFRASTRUCTURE

Authorised: DIRECTOR, ROADS ACT
Drawn: TONY GILL

Drawn: MARTIN GORDON Date: 23/06/2011
Project Engineer: FRED IHEGIE / SNEZANA DIMITROVSKA Date: 23/06/2011

ACT STANDARD
PARKING SIGNS

Scale: NTS Date: 23 JUNE 2011
AutoCAD File: DS9-40.DWG
Latest Revision Details:

Drawing No. DS9-40/6 Revision: 0

REFER TO ACT
STANDARD
PARKING
SIGNS LIST

R5-22/6

PERMIT ZONE
DIPLOMATIC CORPS
DISPLAY PERMIT

R5-22/7

PERMIT ZONE
DIPLOMATIC CORPS
2 HOUR PARKING
DISPLAY PERMIT

R5-22/7-1

PERMIT ZONE
MEMBER PARLIAMENT
DISPLAY PERMIT

R5-22/8

PERMIT ZONE
PARK N RIDE BELCONNEN
DISPLAY PERMIT

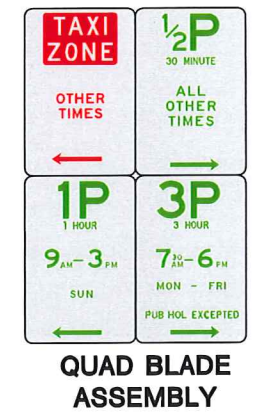
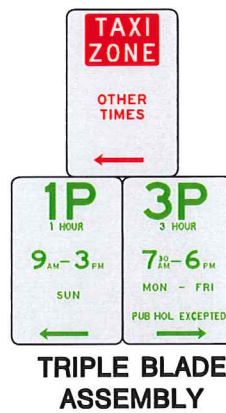

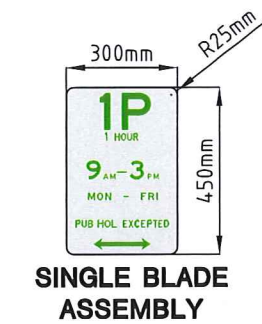
R5-22/9

PERMIT ZONE
PARK N RIDE TUGGERANONG
DISPLAY PERMIT

R5-22/10

PERMIT ZONE
PARK N RIDE WODEN
DISPLAY PERMIT

R5-22/11



PERMIT ZONE
PARK N RIDE WODEN
DISPLAY PERMIT
7:30 AM - 5:30 PM
MON - FRI
PUB HOL EXCEPTED

R5-22/11-1

PERMIT ZONE
RESIDENTIAL NUMBER 4
8 AM - 5:30 PM
MON - FRI
PUB HOL EXCEPTED
DISPLAY PERMIT

R5-22/12

PERMIT ZONE
RESIDENTIAL NUMBER 1
8 AM - 5:30 PM
MON - FRI
PUB HOL EXCEPTED
DISPLAY PERMIT

R5-22/13

PERMIT ZONE
RESIDENTIAL NUMBER 2
8 AM - 5:30 PM
MON - FRI
PUB HOL EXCEPTED
DISPLAY PERMIT

R5-22/14

PERMIT ZONE
PARK N RIDE BELCONNEN
8:30 AM - 5:30 PM
MON - FRI
8:30 AM - 12 NOON SAT
PUB HOL EXCEPTED
DISPLAY PERMIT

R5-22/18

REFER TO ACT
STANDARD
PARKING
SIGNS LIST

R5-22/19

REFER TO ACT
STANDARD
PARKING
SIGNS LIST

R5-22/20

REFER TO ACT
STANDARD
PARKING
SIGNS LIST

R5-22/21

PERMIT ZONE
GOVERNMENT VEHICLES ONLY
30 MINUTE PARKING
8:30 AM - 5:30 PM
MON - FRI
PUB HOL EXCEPTED
DISPLAY PERMIT

R5-22/22

PERMIT ZONE
GOVERNMENT VEHICLES ONLY
30 MINUTE PARKING
8:30 AM - 5:30 PM
MON - FRI
PUB HOL EXCEPTED
DISPLAY PERMIT

R5-22/23

PERMIT ZONE
GOVERNMENT VEHICLES ONLY
8:30 AM - 5:30 PM
MON - FRI
PUB HOL EXCEPTED
DISPLAY PERMIT

R5-22/24

PERMIT ZONE
GOVERNMENT VEHICLES ONLY
2 HOUR PARKING
8:30 AM - 5:30 PM
MON - FRI
PUB HOL EXCEPTED
DISPLAY PERMIT

R5-22/26

PERMIT ZONE
PARKING GOVERNMENT VEHICLES ONLY
DISPLAY PERMIT

R5-22/27

PERMIT ZONE
AIRPORT PERMIT HOLDERS
DISPLAY PERMIT

R5-22/32

NO PARKING
EMERGENCY VEHICLES EXCEPTED

R5-22/33

NO PARKING
ACTION VEHICLES EXCEPTED

R5-22/34

NO PARKING
POLICE VEHICLES EXCEPTED

R5-22/35

PERMIT ZONE
GOVERNMENT VEHICLES ONLY
9 AM - 5:30 PM
MON - FRI
PUB HOL EXCEPTED
DISPLAY PERMIT

R5-22/36

PERMIT ZONE
HOSPITAL AUTHORISED VEHICLES ONLY
DISPLAY PERMIT

R5-22/37

SIGN BLADE ASSEMBLY SIZES	
ASSEMBLY TYPE	SIZE
SINGLE	300 WIDE x 450 HIGH
DOUBLE	600 WIDE x 450 HIGH
TRIPLE	600 WIDE x 900 HIGH (SINGLE BLADE CENTERED ON TOP)
QUAD	600 WIDE x 900 HIGH

ACT GOVERNMENT

DESIGN STANDARD
URBAN INFRASTRUCTURE

Authorised: DIRECTOR, ROADS ACT
TONY GILL

Drawn: MARTIN GORDON Date: 23/06/2011

Project Engineer: FRED IHEGIE / SNEZANA DIMITROVSKA Date: 23/06/2011


**ACT STANDARD
PARKING SIGNS**

Scale: NTS Date: 23 JUNE 2011


AutoCAD File: DS9-40.DWG

Latest Revision Details:


Drawing No. DS9-40/7 Revision: 0




R5-23/1



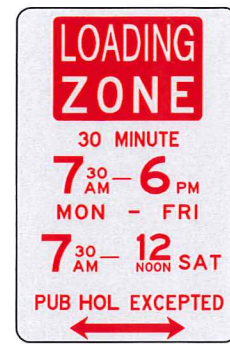
R5-23/3




R5-23/4




R5-23/5



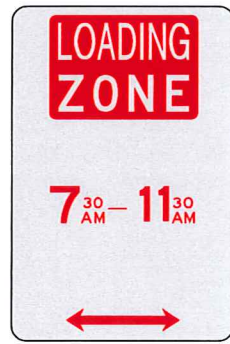
R5-23/6



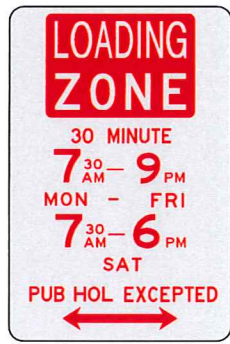
R5-23/7



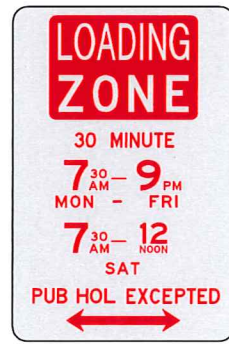
R5-23/11




R5-23/12



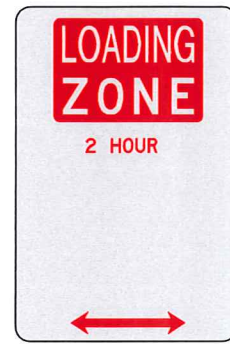
R5-23/15




R5-23/16




R5-23/17




R5-23/18



R5-23/20



R5-23/21



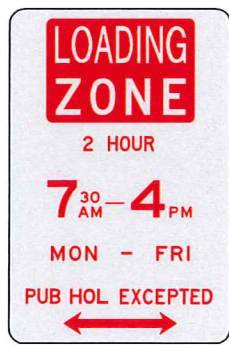
R5-23/22




R5-23/23



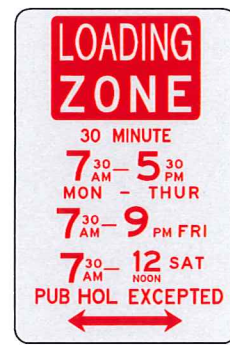
R5-23/26




R5-23/27




R5-23/28



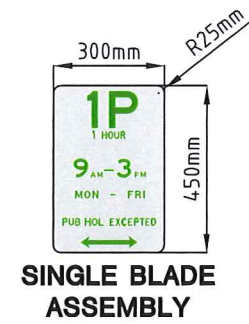
R5-23/29



R5-23/30



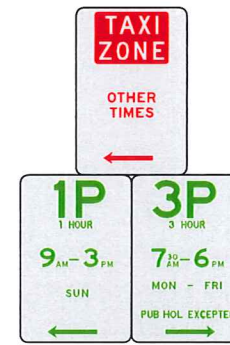
R5-23/31



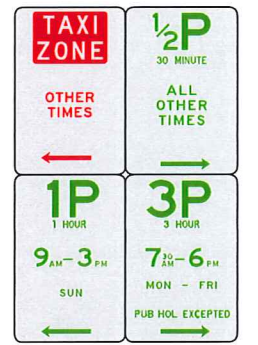
SINGLE BLADE ASSEMBLY



DOUBLE BLADE ASSEMBLY





TRIPLE BLADE ASSEMBLY



QUAD BLADE ASSEMBLY

SIGN BLADE ASSEMBLY SIZES	
ASSEMBLY TYPE	SIZE
SINGLE	300 WIDE x 450 HIGH
DOUBLE	600 WIDE x 450 HIGH
TRIPLE	600 WIDE x 900 HIGH (SINGLE BLADE CENTERED ON TOP)
QUAD	600 WIDE x 900 HIGH

ACT GOVERNMENT

**DESIGN STANDARD
URBAN INFRASTRUCTURE**

Authorised:
DIRECTOR, ROADS ACT
TONY GILL

Drawn: MARTIN GORDON
Date: 23/06/2011

Project Engineer: FRED IHEGIE / SNEZANA DIMITROVSKA
Date: 23/06/2011

**ACT STANDARD
PARKING SIGNS**

Scale: NTS
Date: 23 JUNE 2011

AutoCAD File: DS9-40.DWG

Latest Revision Details:

Drawing No. DS9-40/8
Revision: 0

REFER TO ACT
STANDARD
PARKING
SIGNS LIST

R5-30/2

REFER TO ACT
STANDARD
PARKING
SIGNS LIST

R5-30/3

REFER TO ACT
STANDARD
PARKING
SIGNS LIST

R5-30/4

REFER TO ACT
STANDARD
PARKING
SIGNS LIST

R5-30/5

REFER TO ACT
STANDARD
PARKING
SIGNS LIST

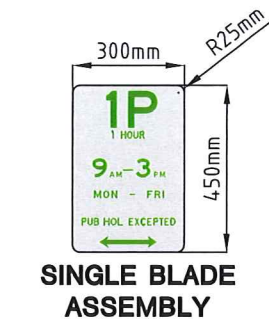
R5-30/6

REFER TO ACT
STANDARD
PARKING
SIGNS LIST

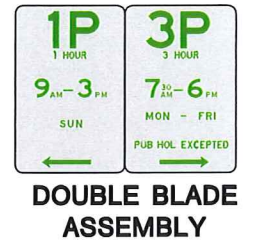
R5-30/7

REFER TO ACT
STANDARD
PARKING
SIGNS LIST

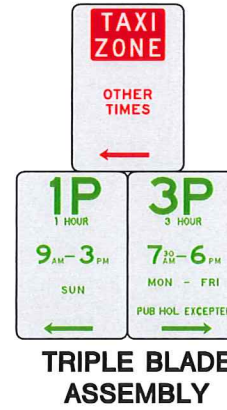
R5-30/8



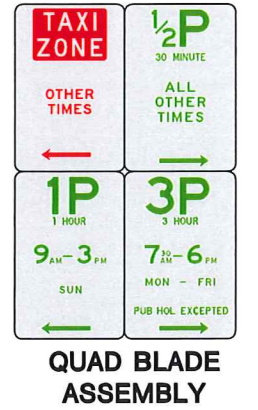
SINGLE BLADE ASSEMBLY



DOUBLE BLADE ASSEMBLY



TRIPLE BLADE ASSEMBLY



QUAD BLADE ASSEMBLY

SIGN BLADE ASSEMBLY SIZES	
ASSEMBLY TYPE	SIZE
SINGLE	300 WIDE x 450 HIGH
DOUBLE	600 WIDE x 450 HIGH
TRIPLE	600 WIDE x 900 HIGH (SINGLE BLADE CENTERED ON TOP)
QUAD	600 WIDE x 900 HIGH

S
NO STOPPING

R5-35

S
NO STOPPING
ALL OTHER TIMES

R5-35/1

S
NO STOPPING
7³⁰ AM - 9^{AM}
MON - FRI
PUB HOL EXCEPTED

R5-36/1

S
NO STOPPING
4³⁰ PM - 6^{PM}
MON - FRI
PUB HOL EXCEPTED

R5-36/2

S
NO STOPPING
7³⁰ AM - 9^{AM}
4³⁰ PM - 6^{PM}
MON - FRI
PUB HOL EXCEPTED

R5-36/3

S
NO STOPPING
8^{AM} - 9³⁰ AM
2³⁰ PM - 4^{PM}
SCHOOL DAYS

R5-36/4

S
NO STOPPING
8^{AM} - 4^{PM}
SCHOOL DAYS

R5-36/5

S
NO STOPPING
8^{AM} - 9³⁰ AM
2³⁰ PM - 3³⁰ PM
SCHOOL DAYS

R5-36/6

S
NO STOPPING
SAT - SUN

R5-36/7

S
NO STOPPING
9^{AM} - 10^{AM}
3^{PM} - 4^{PM}
SCHOOL DAYS

R5-36/8

S
NO STOPPING
EMERGENCY
VEHICLES
EXCEPTED

R5-36/9

S
NO STOPPING
MON - FRI

R5-36/10

S
NO STOPPING
7³⁰ AM - 9³⁰ AM
4³⁰ PM - 6^{PM}
MON - FRI
PUB HOL EXCEPTED

R5-36/11

S
NO STOPPING
9³⁰ AM - 3³⁰ PM
SCHOOL DAYS

R5-36/12



S
NO STOPPING
MID NIGHT - 6^{AM}
SAT - SUN
NIGHTLINK TAXIS
EXCEPTED

R5-36/13

S
NO STOPPING
8^{AM} - 10^{AM}
2^{PM} - 4^{PM}
SCHOOL DAYS

R5-36/14

ACT GOVERNMENT

DESIGN STANDARD
URBAN INFRASTRUCTURE

Authorised:
DIRECTOR, ROADS ACT
TONY GILL

Drawn: MARTIN GORDON Date: 23/06/2011

Project Engineer: FRED IHEGIE / SNEZANA DIMITROVSKA Date: 23/06/2011

**ACT STANDARD
PARKING SIGNS**

Scale: NTS Date: 23 JUNE 2011

AutoCAD File: DS9-40.DWG

Latest Revision Details:

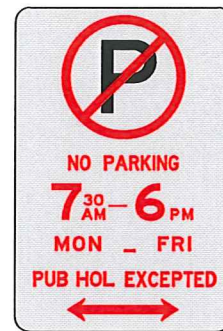
Drawing No. DS9-40/9 Revision: 0



R5-40



R5-41/1



R5-41/4



R5-41/5



R5-41/6



R5-41/7



R5-41/8



R5-41/9



R5-41/10



R5-41/11



R5-41/14



R5-41/15



R5-41/16



R5-41/17



R5-41/17-1



R5-41/18



R5-41/18-1



R5-41/21



R5-41/22



R5-41/23



R5-41/24



R5-41/29



R5-41/30



R5-41/31



R5-41/32



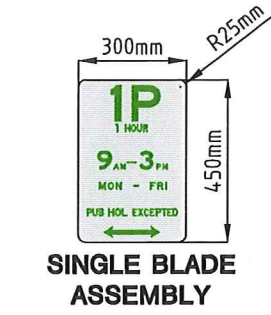
R5-41/33



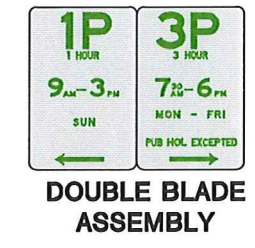
R5-41/34



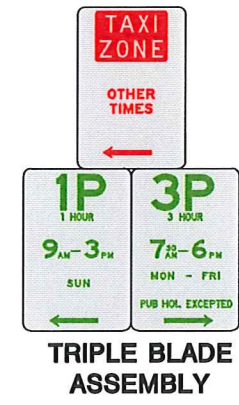
R5-41/35



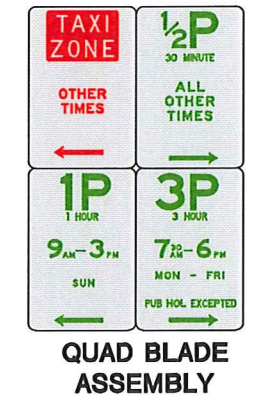
SINGLE BLADE ASSEMBLY



DOUBLE BLADE ASSEMBLY



TRIPLE BLADE ASSEMBLY



QUAD BLADE ASSEMBLY

SIGN BLADE ASSEMBLY SIZES	
ASSEMBLY TYPE	SIZE
SINGLE	300 WIDE x 450 HIGH
DOUBLE	600 WIDE x 450 HIGH
TRIPLE	600 WIDE x 900 HIGH (SINGLE BLADE CENTERED ON TOP)
QUAD	600 WIDE x 900 HIGH

ACT GOVERNMENT

DESIGN STANDARD
URBAN INFRASTRUCTURE

Authorised:
DIRECTOR, ROADS ACT TONY GILL

Drawn:
MARTIN GORDON

Project Engineer:
FRED IHEGIE / SNEZANA DIMITROVSKA

ACT STANDARD
PARKING SIGNS

Scale: NTS Date: 05 JULY 2011

AutoCAD File: DS9-40.DWG

Latest Revision Details:
A SIGN R5-41/35 ADDED

Drawing No. DS9-40/10 Revision A



R5-42/1



R5-42/2



R5-42/3



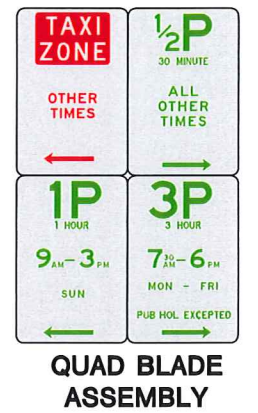
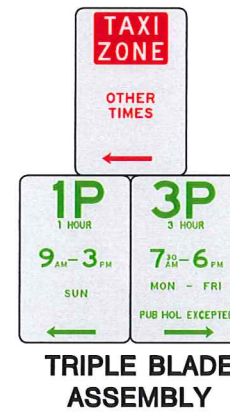
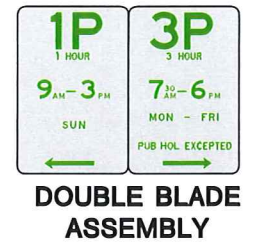
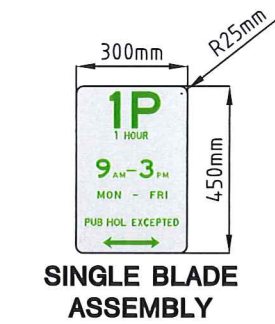
R5-42/4



R5-42/5





R5-42/6



SIGN BLADE ASSEMBLY SIZES	
ASSEMBLY TYPE	SIZE
SINGLE	300 WIDE x 450 HIGH
DOUBLE	600 WIDE x 450 HIGH
TRIPLE	600 WIDE x 900 HIGH (SINGLE BLADE CENTERED ON TOP)
QUAD	600 WIDE x 900 HIGH

ACT GOVERNMENT

**DESIGN STANDARD
URBAN INFRASTRUCTURE**

Authorised:
DIRECTOR, ROADS ACT *TG*
TONY GILL *28/6/11*

Drawn: MARTIN GORDON Date: 23/06/2011

Project Engineer: FRED IHEGIE / SNEZANA DIMITROVSKA Date: 23/06/2011

**ACT STANDARD
PARKING SIGNS**

Scale: NTS Date: 23 JUNE 2011

AutoCAD File: DS9-40.DWG

Latest Revision Details:

Drawing No.	Revision
DS9-40/11	0