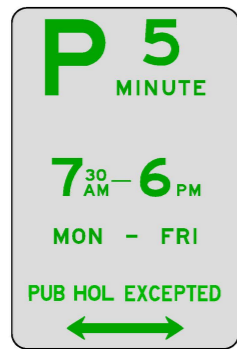
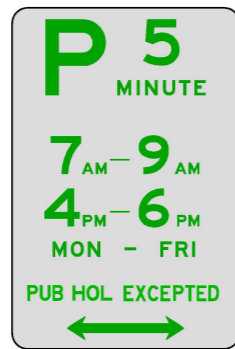


R5-13



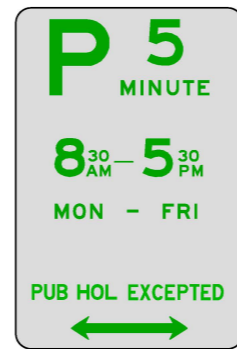
R5-13/1



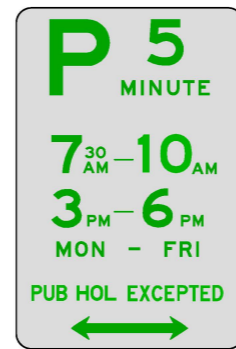
R5-13/2



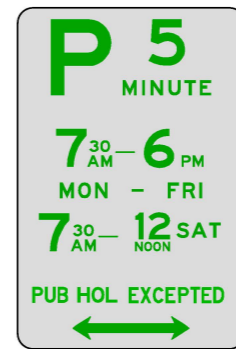
R5-13/3



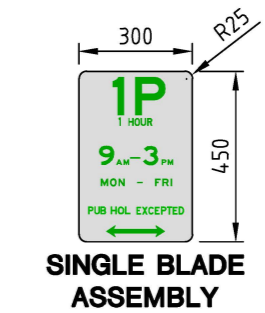
R5-13/4



R5-13/6



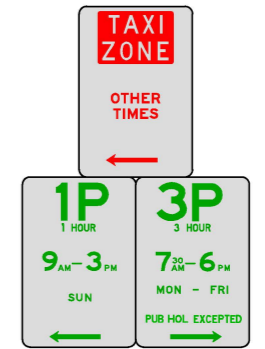
R5-13/7



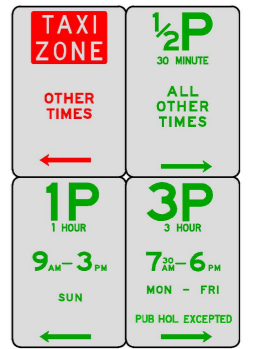
SINGLE BLADE ASSEMBLY



DOUBLE BLADE ASSEMBLY




TRIPLE BLADE ASSEMBLY




QUAD BLADE ASSEMBLY

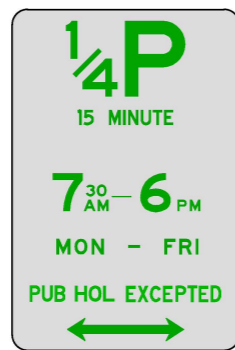
SIGN BLADE ASSEMBLY SIZES	
ASSEMBLY TYPE	SIZE (mm)
SINGLE	300 WIDE x 450 HIGH
DOUBLE	600 WIDE x 450 HIGH
TRIPLE	600 WIDE x 900 HIGH (SINGLE BLADE CENTERED ON TOP)
QUAD	600 WIDE x 900 HIGH



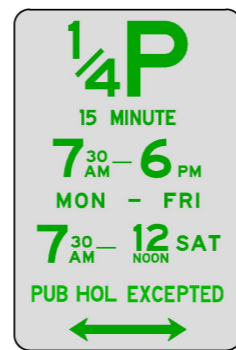
R5-15



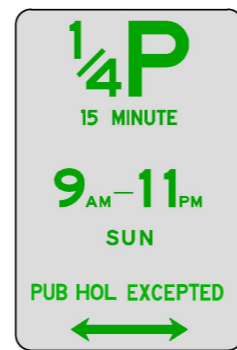
R5-15/1



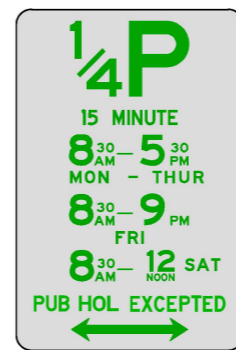
R5-15/2



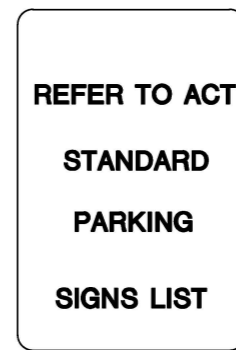
R5-15/3



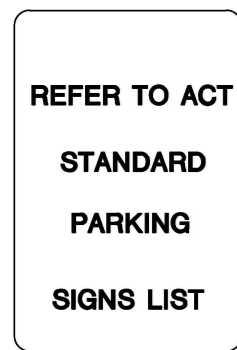
R5-15/4



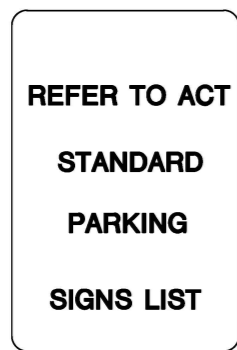
R5-15/5



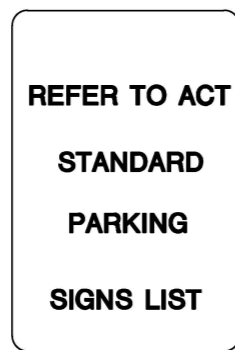
R5-15/6



R5-15/16



R5-15/17



R5-15/18



STANDARD DRAWING

ACT STANDARD PARKING SIGNS

Authorised: *[Signature]*

Latest Revision Details

Rev	Amendment	Date
0	BASED ON DRG DS9-40/1	19-12-18
Drawing No. ACTSD-3701		Revision 0