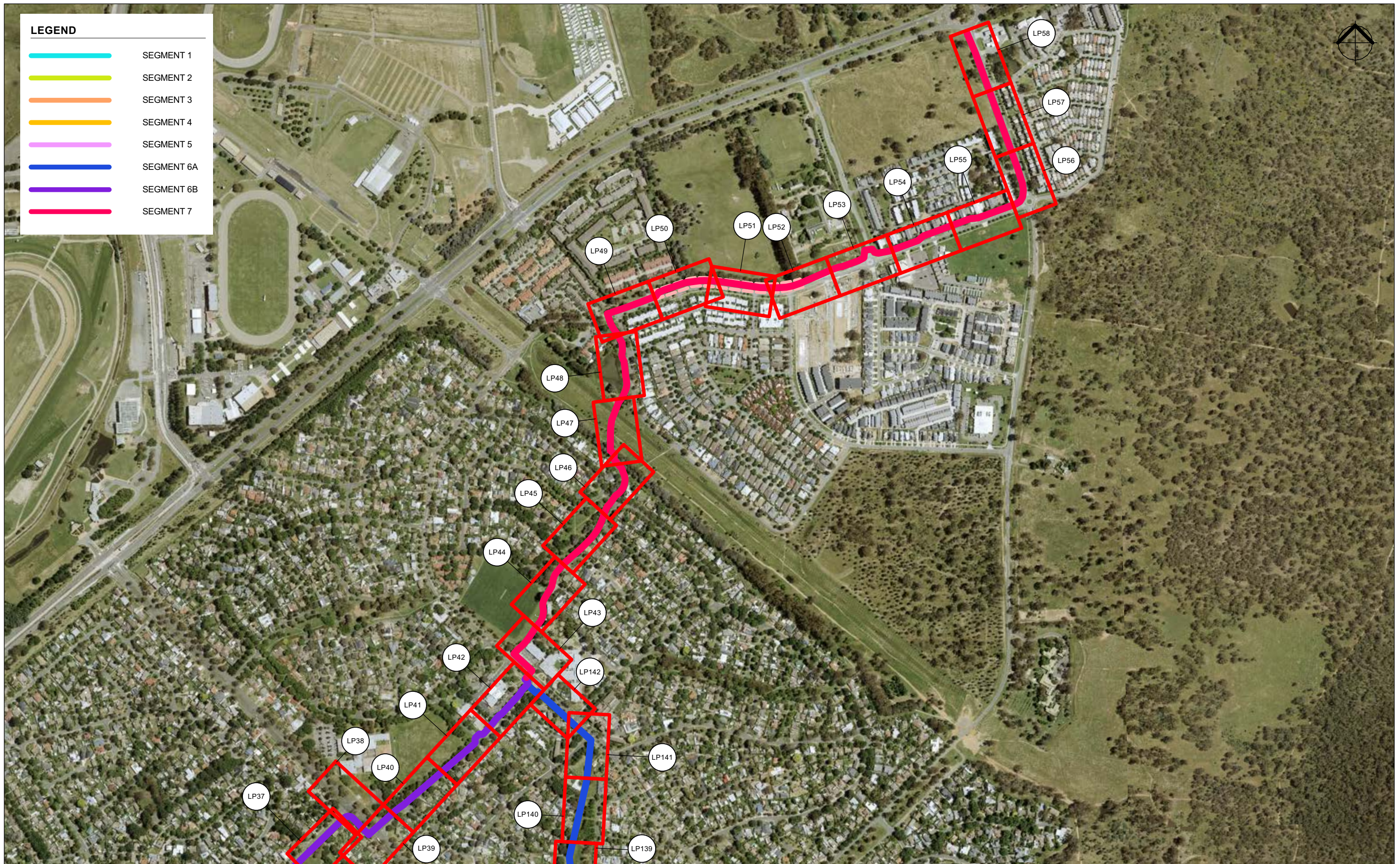


LEGEND

- SEGMENT 1
- SEGMENT 2
- SEGMENT 3
- SEGMENT 4
- SEGMENT 5
- SEGMENT 6A
- SEGMENT 6B
- SEGMENT 7



REVISION

C Issue for PSP
 B Issue for Review
 A Issue for Review

14/09/23 RA
 29/08/23 RA
 18/08/23 RA

ISSUE TYPE

PSP

Drawn By CS, GS, BT
 Checked By RA

SCALE

Figured dimensions shown on drawings take precedence over scaled dimensions. Do not scale off drawings

CONSULTANTS

Surveyor
 Consultant
 Arborist
 Consultant
 Heritage
 Consultant
 Civil
 Consultant

CLIENT



Garden City Cycle Route
 Landscape Reference Plan

Tait Network

PROJECT NUMBER
 22/14
 REVISION
 C

DRAWING NUMBER
LR04

LEGEND

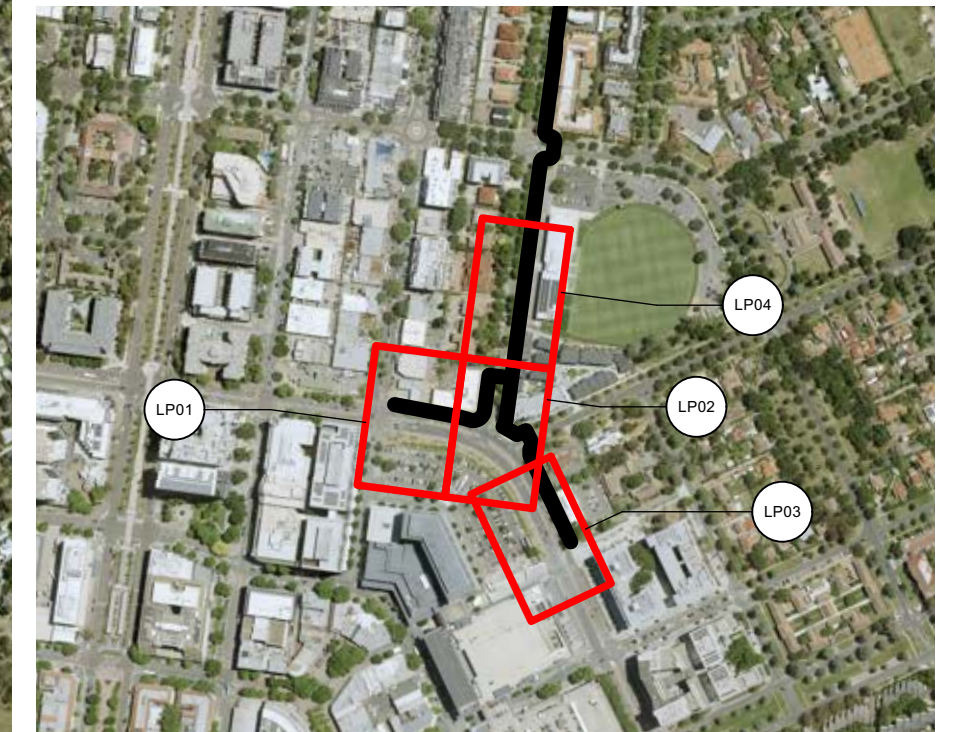
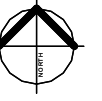
- SEGMENT 1
- SEGMENT 2
- SEGMENT 3
- SEGMENT 4
- SEGMENT 5
- SEGMENT 6A
- SEGMENT 6B
- SEGMENT 7



<p>REVISION</p> <p>C Issue for PSP 14/09/23 RA</p> <p>B Issue for Review 29/08/23 RA</p> <p>A Issue for Review 18/08/23 RA</p>	<p>ISSUE TYPE</p> <p style="font-size: 24px; text-align: center;">PSP</p> <p>Drawn By CS, GS, BT</p> <p>Checked By RA</p>	<p>SCALE</p> <p>Figured dimensions shown on drawings take precedence over scaled dimensions. Do not scale off drawings</p>	<p>CONSULTANTS</p> <p>Surveyor Consultant</p> <p>Arborist Consultant</p> <p>Heritage Consultant</p> <p>Civil Consultant</p>	<p>CLIENT</p> <div style="display: flex; align-items: center; justify-content: center;"> </div> <p>R.D. Gossip Pty Ltd Consulting Engineers</p>	<p>Garden City Cycle Route Landscape Reference Plan</p> <p style="font-size: 24px; color: red; font-weight: bold;">Tait Network</p>	<p>PROJECT NUMBER 22/14</p> <p>REVISION C</p> <p>DRAWING NUMBER LR05</p>
---	---	---	--	--	--	---

LEGEND

- SEGMENT 1
- SEGMENT 2
- SEGMENT 3
- SEGMENT 4
- SEGMENT 5
- SEGMENT 6A
- SEGMENT 6B
- SEGMENT 7



REVISION

C Issue for PSP
 B Issue for Review
 A Issue for Review

14/09/23 RA
 29/08/23 RA
 18/08/23 RA

ISSUE TYPE

PSP

Drawn By CS, GS, BT
 Checked By RA

SCALE

Figured dimensions shown on drawings take precedence over scaled dimensions. Do not scale off drawings

CONSULTANTS

Surveyor
 Consultant
 Arborist
 Consultant
 Heritage
 Consultant
 Civil
 Consultant

CLIENT



































Garden City Cycle Route
 Landscape Reference Plan

Tait Network

PROJECT NUMBER
 22/14
 REVISION
 C











DRAWING NUMBER
LR06

LEGEND

-  INTERACTION ZONE
-  CONCRETE PAVING TYPE 1
-  CONCRETE PAVING TYPE 2
-  GRANITE SETT PAVING
-  GRANITE SETT STRIP
-  ASPHALT PAVING
-  PERMEABLE PAVER
-  PERMEABLE PAVING
-  METAL EDGE
-  BOUND DECOMPOSED GRANITE MULCH
-  PLANTING BED TYPE 1
-  PLANTING BED TYPE 2
-  PLANTING BED TYPE 3
-  DRYLAND GRASS
-  CONCRETE SEAT WALL
-  PICNIC SET
-  SEAT WITH CONCRETE PAD
-  SEAT
-  POD BENCH
-  PEBBLE BENCH
-  BIKE REPAIR STATION
-  BIKE RACK
-  RELOCATED SEAT
-  EXISTING SEAT
-  RELOCATION OF EXISTING EXERCISE EQUIPMENT
-  RELOCATION OF EXISTING BIKE RACK
-  TREES TO BE REMOVED
-  EXISTING PLANTING TO BE REMOVED
-  EXISTING PLANTING
-  PROPOSED TREES
-  EXISTING TREES
-  EXISTING TREE LOCATE FROM SITE VISIT

CIVIL LEGEND

FOR THE FOLLOWING ELEMENTS, PLEASE REFER TO CIVIL ENGINEER'S DRAWINGS FOR DETAILS

-  ASPHALT CYCLE PATH
-  CONCRETE PAVEMENT
-  PROPOSED LINE MARKING
-  SERVICES
-  SERVICES
-  SERVICES
-  SERVICES
-  SERVICES
-  SERVICES
-  SERVICES

REVISION

- C Issue for PSP
- B Issue for Review
- A Issue for Review

14/09/23 RA
29/08/23 RA
18/08/23 RA

ISSUE TYPE

PSP

Drawn By CS, GS, BT
Checked By RA

SCALE

Figured dimensions shown on drawings take precedence over scaled dimensions. Do not scale off drawings

CONSULTANTS

- Surveyor
- Consultant
- Arborist
- Consultant
- Heritage
- Consultant
- Civil
- Consultant

CLIENT



Garden City Cycle Route
Landscape Legend

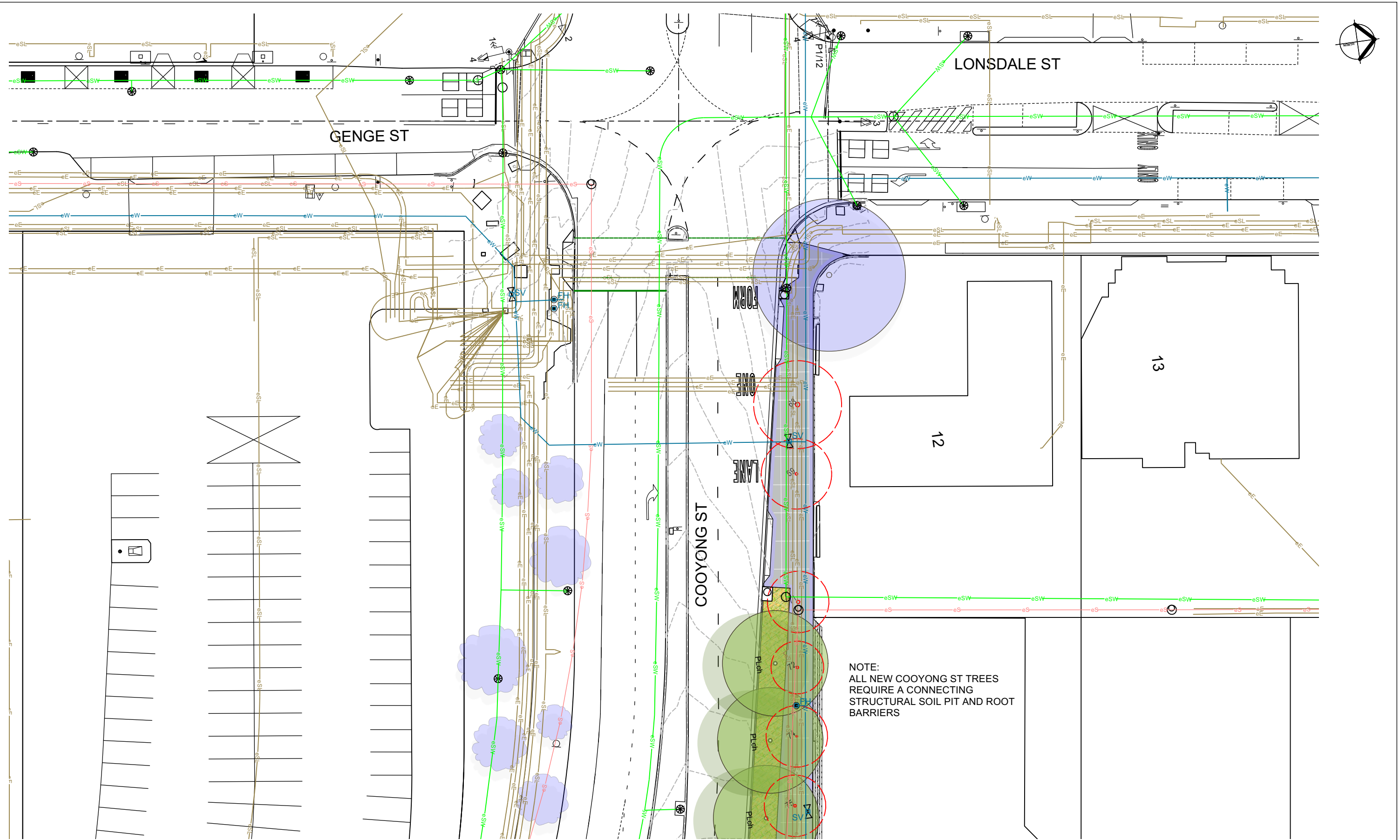
Tait Network

PROJECT NUMBER

22/14
REVISION
C

DRAWING NUMBER

LL01



REVISION

C	Issue for PSP
B	Issue for Review
A	Issue for Review


ISSUE TYPE

PSP

14/09/23	RA	Drawn By	CS, GS, BT
29/08/23	RA	Checked By	RA
18/08/23	RA		

SCALE

Scale at A1 1:200
Scale at A3 1:400



Figured dimensions shown on drawings take precedence over scaled dimensions. Do not scale off drawings

CONSULTANTS

- Surveyor
- Consultant
- Arborist
- Consultant
- Heritage
- Consultant
- Civil
- Consultant

CLIENT

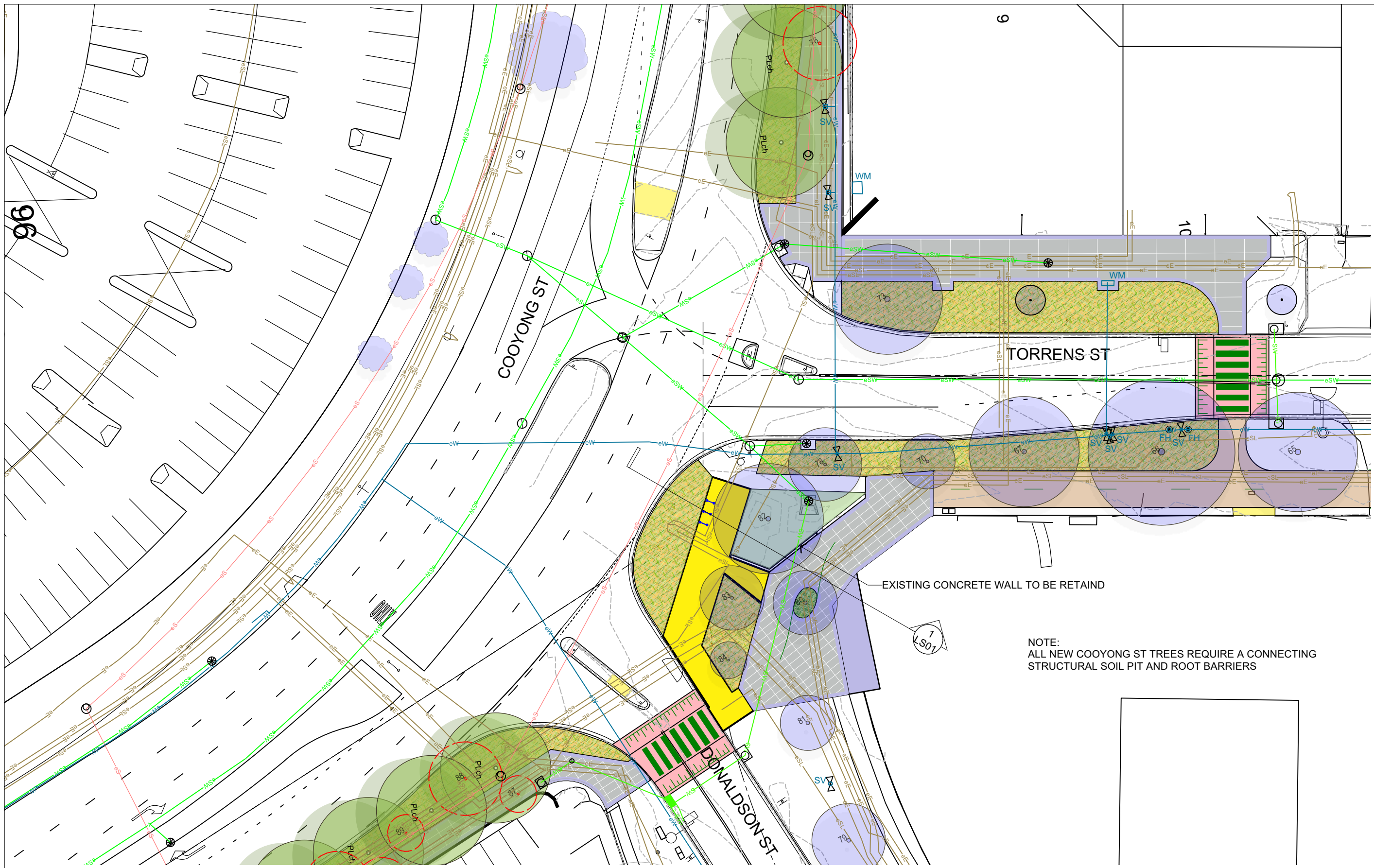


Garden City Cycle Route
Segment 1
Landscaping Plan



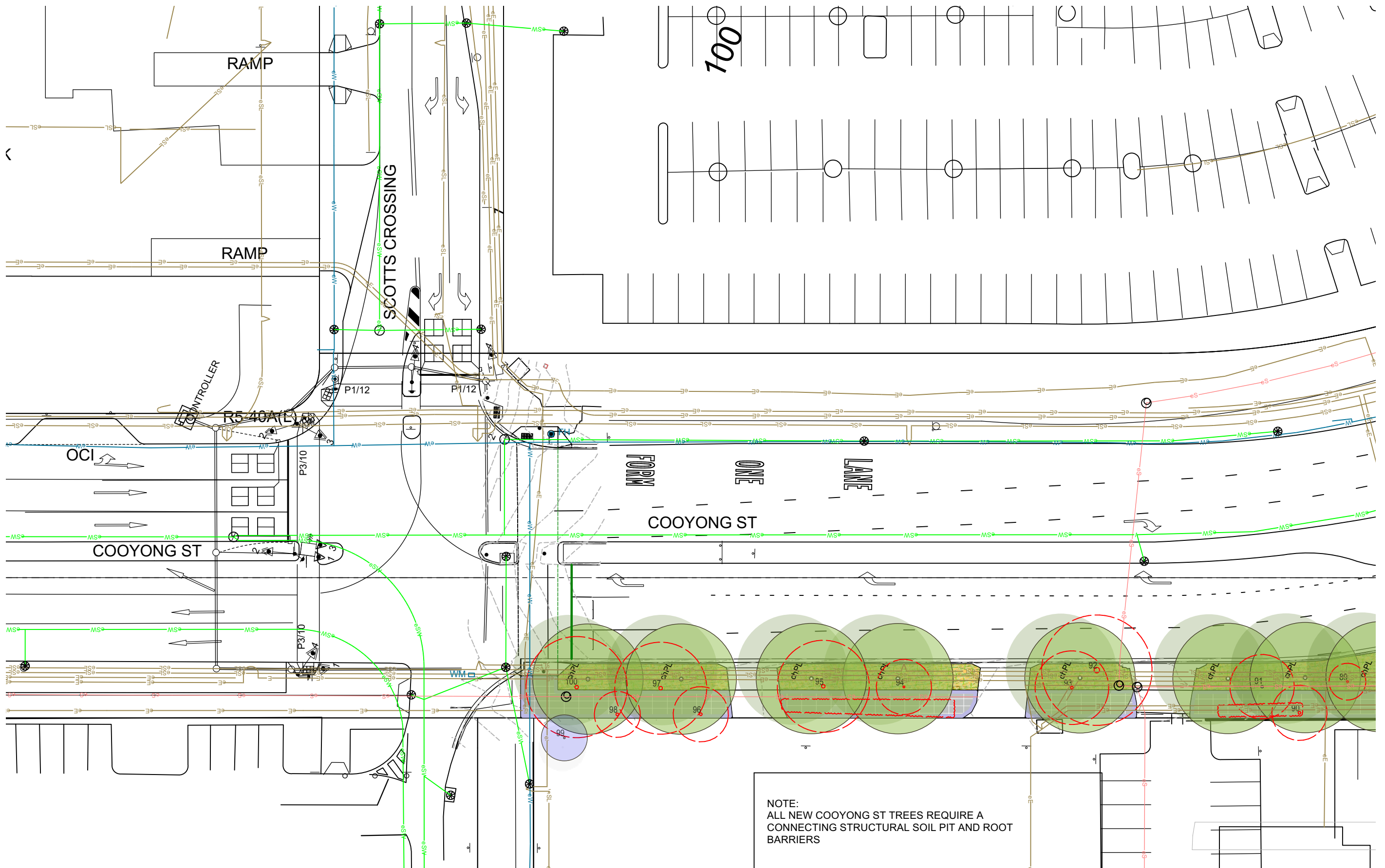
PROJECT NUMBER
22/14
REVISION
C

DRAWING NUMBER
LP01



NOTE:
ALL NEW COOYONG ST TREES REQUIRE A CONNECTING
STRUCTURAL SOIL PIT AND ROOT BARRIERS

<p>REVISION</p> <p>C Issue for PSP 14/09/23 RA B Issue for Review 29/08/23 RA A Issue for Review 18/08/23 RA</p>	<p>ISSUE TYPE</p> <p>PSP</p> <p>Drawn By CS, GS, BT Checked By RA</p>	<p>SCALE</p> <p>Scale at A1 1:200 Scale at A3 1:400</p> <p>0m 2.5 5 10</p> <p>Figured dimensions shown on drawings take precedence over scaled dimensions. Do not scale off drawings</p>	<p>CONSULTANTS</p> <p>Surveyor Consultant Arborist Consultant Heritage Consultant Civil Consultant</p>	<p>CLIENT</p> <p> R.D. Gossip Pty Ltd Consulting Engineers</p> <p> ACT Government</p>	<p>Garden City Cycle Route Segment 1 Landscaping Plan</p> <p>Tait Network</p>	<p>PROJECT NUMBER 22/14 REVISION C</p> <p>DRAWING NUMBER LP02</p>
---	--	--	--	--	---	--



REVISION

C	Issue for PSP
B	Issue for Review
A	Issue for Review

14/09/23	RA
29/08/23	RA
18/08/23	RA

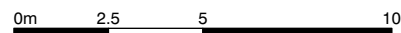
ISSUE TYPE

PSP

Drawn By	CS, GS, BT
Checked By	RA

SCALE

Scale at A1 1:200
Scale at A3 1:400



Figured dimensions shown on drawings take precedence over scaled dimensions. Do not scale off drawings

CONSULTANTS

- Surveyor
- Consultant
- Arborist
- Consultant
- Heritage
- Consultant
- Civil
- Consultant

CLIENT

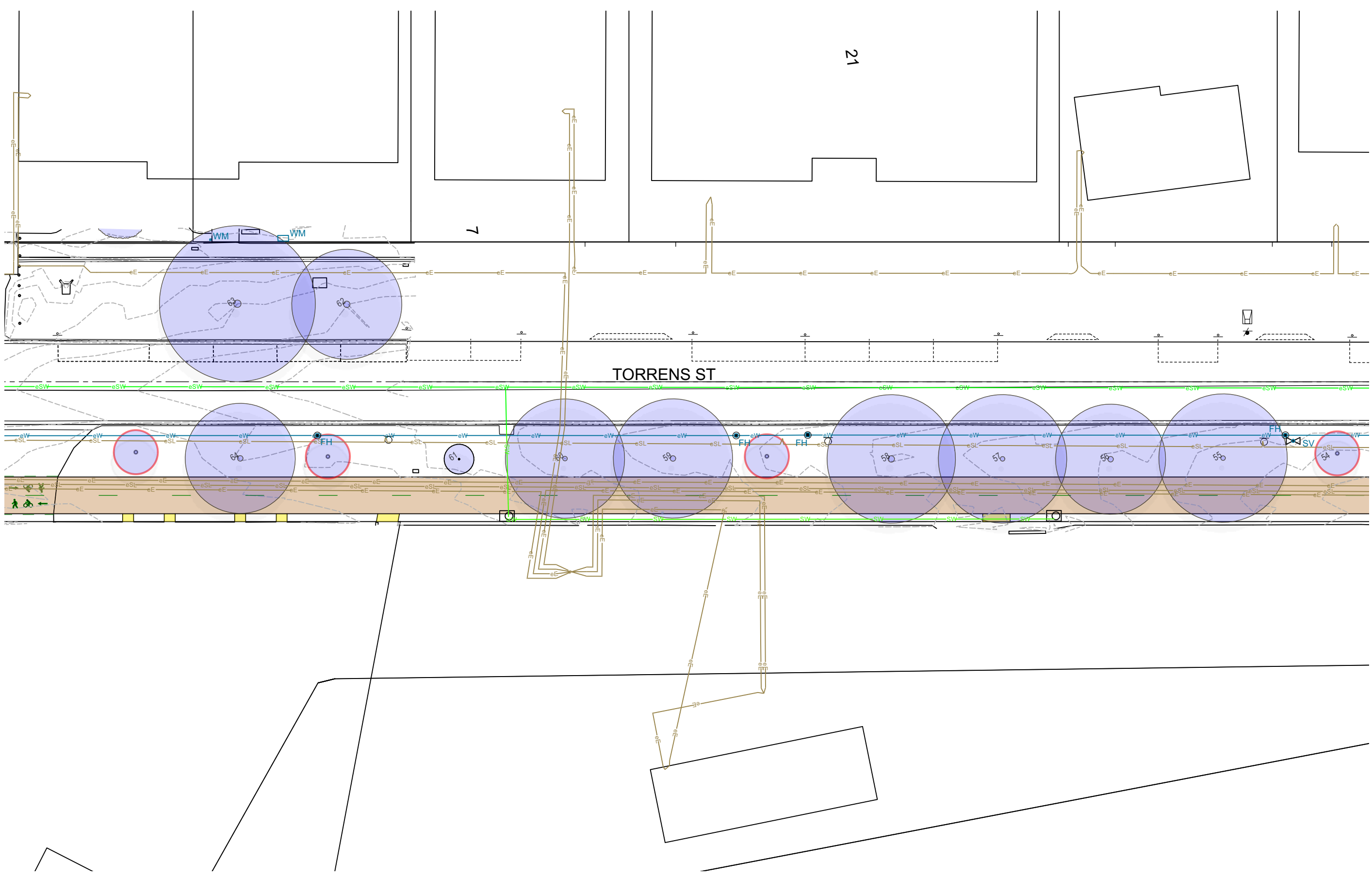


Garden City Cycle Route
Segment 1
Landscaping Plan

Tait Network

PROJECT NUMBER
22/14
REVISION
C

DRAWING NUMBER
LP03



REVISION

C Issue for PSP
 B Issue for Review
 A Issue for Review

14/09/23 RA
 29/08/23 RA
 18/08/23 RA


ISSUE TYPE

PSP

Drawn By CS, GS, BT
 Checked By RA

SCALE

Scale at A1 1:200
 Scale at A3 1:400



Figured dimensions shown on drawings take precedence over scaled dimensions. Do not scale off drawings

CONSULTANTS

Surveyor
 Consultant
 Arborist
 Consultant
 Heritage
 Consultant
 Civil
 Consultant

CLIENT

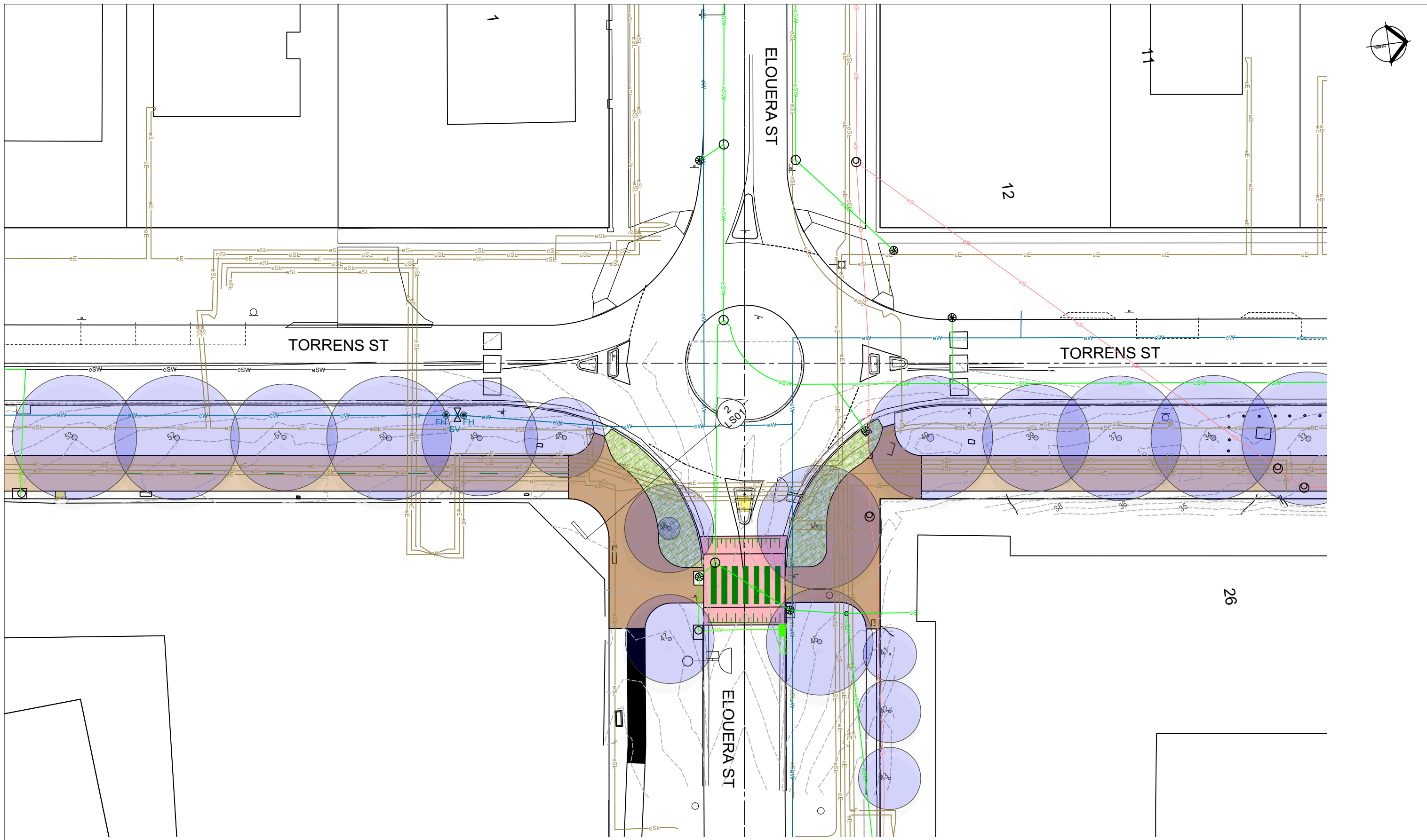


Garden City Cycle Route
 Segment 2
 Landscaping Plan

Tait Network

PROJECT NUMBER
 22/14
 REVISION
 C

DRAWING NUMBER
LP04



REVISION	ISSUE TYPE
C Issue for PSP	14/09/23 RA
B Issue for Review	29/08/23 RA
A Issue for Review	18/08/23 RA

PSP

Drawn By CS, GS, BT
Checked By RA

SCALE
Scale at A1 1:200
Scale at A3 1:400

Figured dimensions shown on drawings take precedence over scaled dimensions. Do not scale off drawings

CONSULTANTS
Surveyor
Consultant
Arborist
Consultant
Heritage
Consultant
Civil
Consultant

CLIENT

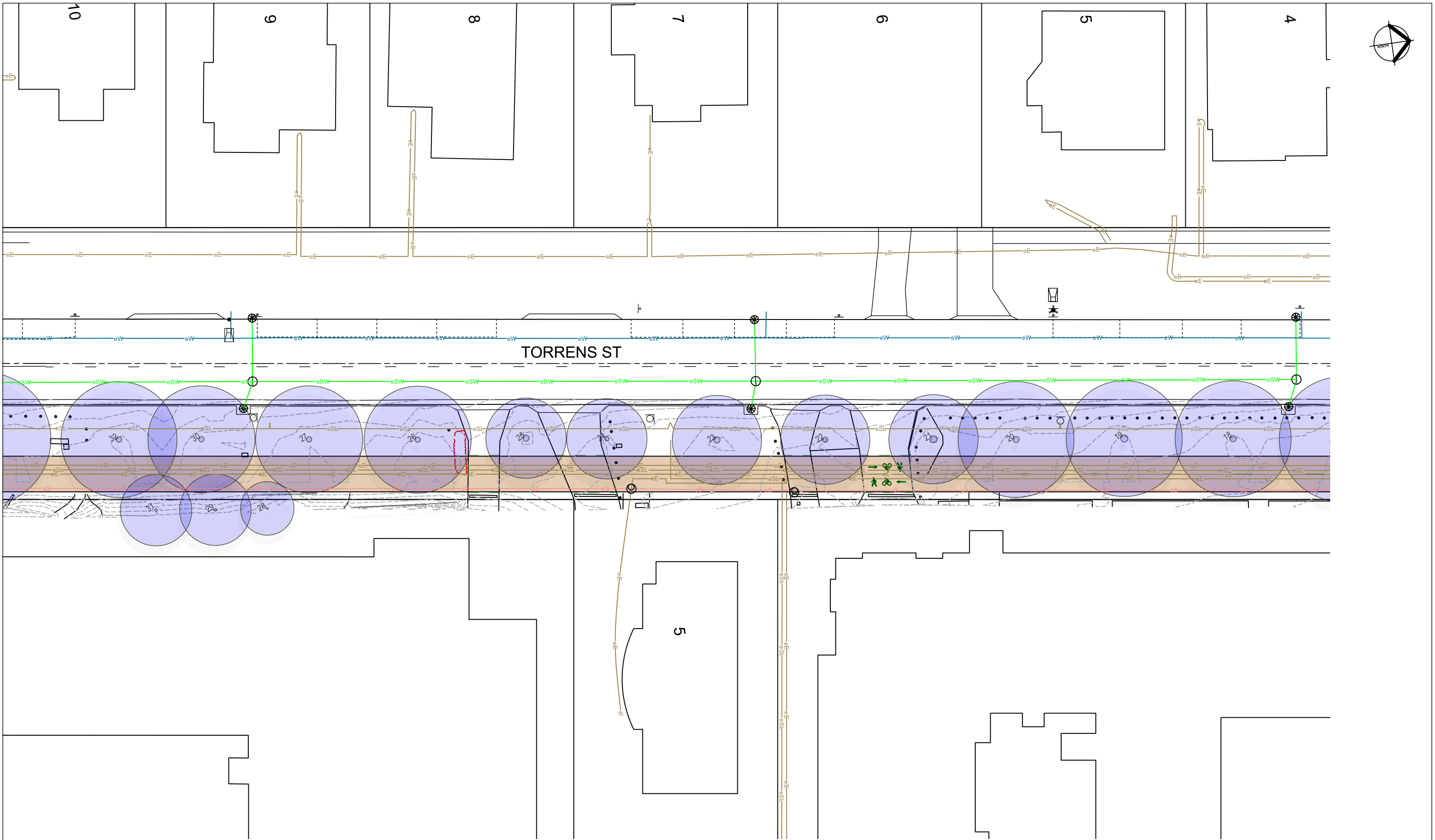
R.D. Gossip Pty Ltd
Consulting Engineers



Garden City Cycle Route
Segment 2
Landscaping Plan

Tait Network

PROJECT NUMBER
22/14
REVISION
C
DRAWING NUMBER
LP05



REVISION	ISSUE TYPE
C Issue for PSP B Issue for Review A Issue for Review	PSP Drawn By CS, GS, BT Checked By RA

14/09/23 RA
29/08/23 RA
18/08/23 RA

SCALE
Scale at A1 1:200
Scale at A3 1:400

Figured dimensions shown on drawings take precedence over scaled dimensions. Do not scale off drawings

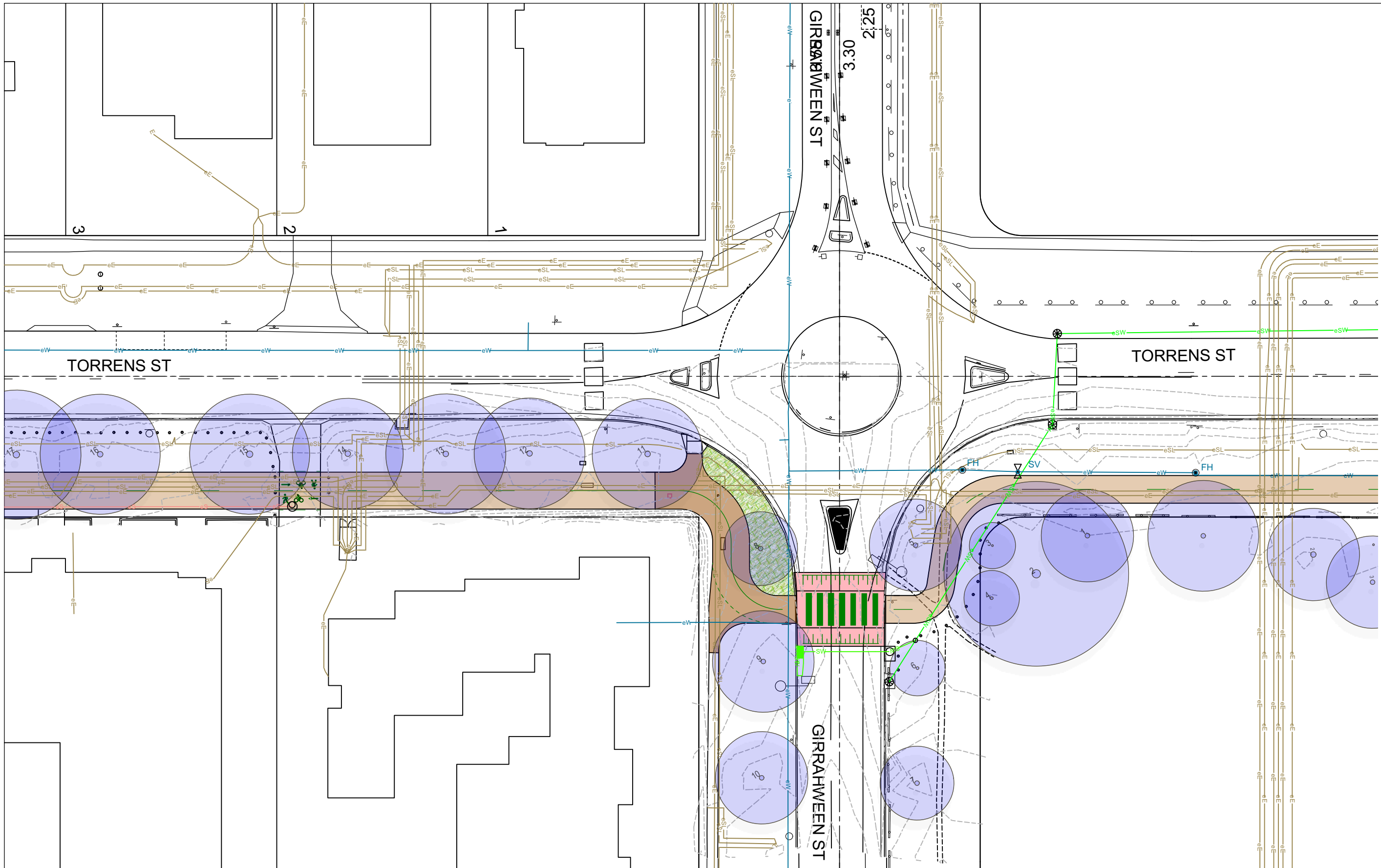
CONSULTANTS
Surveyor
Consultant
Arborist
Consultant
Heritage
Consultant
Civil
Consultant

CLIENT
 R.D. Gossip Pty Ltd
Consulting Engineers



Garden City Cycle Route
Segment 2
Landscaping Plan
Tait Network

PROJECT NUMBER
22/14
REVISION
C
DRAWING NUMBER
LP06



REVISION

C	Issue for PSP
B	Issue for Review
A	Issue for Review

14/09/23	RA
29/08/23	RA
18/08/23	RA


ISSUE TYPE

PSP

Drawn By CS, GS, BT
Checked By RA

SCALE

Scale at A1 1:200
Scale at A3 1:400



Figured dimensions shown on drawings take precedence over scaled dimensions. Do not scale off drawings

CONSULTANTS

- Surveyor
- Consultant
- Arborist
- Consultant
- Heritage
- Consultant
- Civil
- Consultant

CLIENT

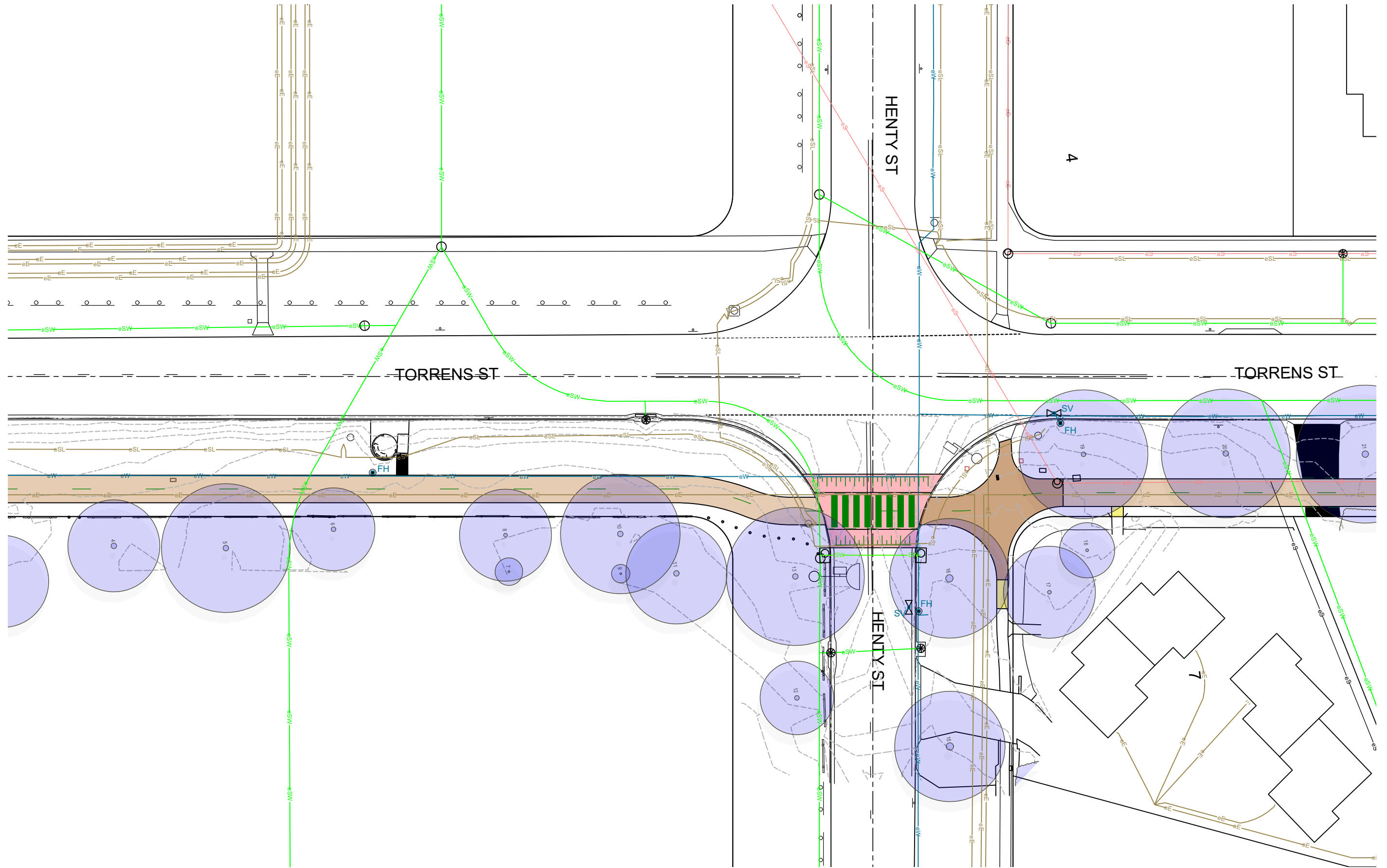


Garden City Cycle Route
Segment 2
Landscaping Plan

Tait Network

PROJECT NUMBER
22/14
REVISION
C

DRAWING NUMBER
LP07



REVISION

- C Issue for PSP
- B Issue for Review
- A Issue for Review

ISSUE TYPE


PSP

- 14/09/23 RA
- 29/08/23 RA
- 18/08/23 RA

Drawn By CS, GS, BT
Checked By RA

SCALE

Scale at A1 1:200
Scale at A3 1:400



Figured dimensions shown on drawings take precedence over scaled dimensions. Do not scale off drawings

CONSULTANTS

- Surveyor
- Consultant
- Arborist
- Consultant
- Heritage
- Consultant
- Civil
- Consultant

CLIENT

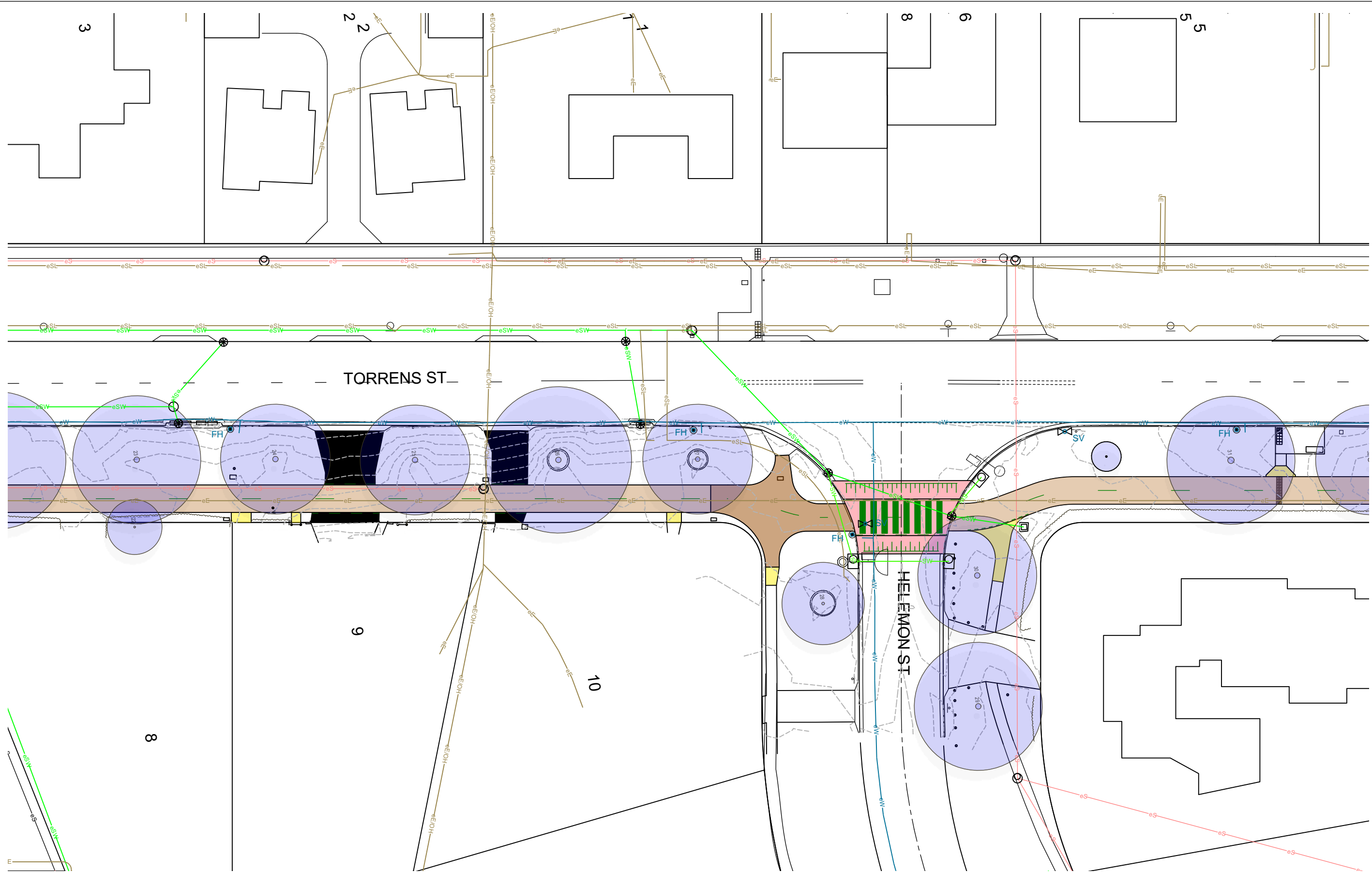


Garden City Cycle Route
Segment 2
Landscaping Plan

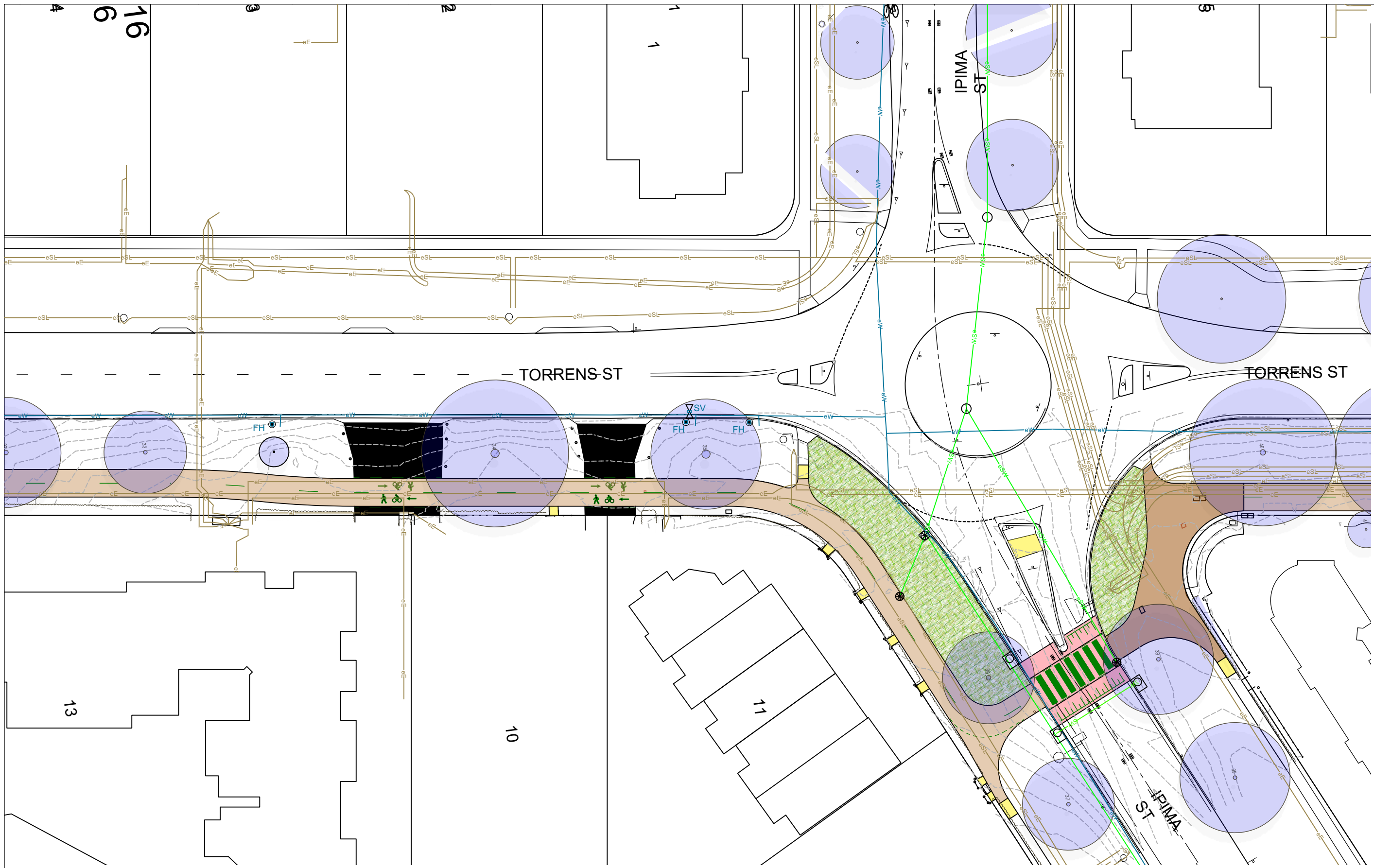
Tait Network

PROJECT NUMBER
22/14
REVISION
C

DRAWING NUMBER
LP08



<p>REVISION</p> <table border="0"> <tr><td>C</td><td>Issue for PSP</td><td>14/09/23</td><td>RA</td></tr> <tr><td>B</td><td>Issue for Review</td><td>29/08/23</td><td>RA</td></tr> <tr><td>A</td><td>Issue for Review</td><td>18/08/23</td><td>RA</td></tr> </table>	C	Issue for PSP	14/09/23	RA	B	Issue for Review	29/08/23	RA	A	Issue for Review	18/08/23	RA	<p>ISSUE TYPE</p> <p style="font-size: 24pt; font-weight: bold; text-align: center;">PSP</p> <p>Drawn By CS, GS, BT Checked By RA</p>	<p>SCALE</p> <p>Scale at A1 1:200 Scale at A3 1:400</p> <div style="text-align: center;"> </div> <p>Figured dimensions shown on drawings take precedence over scaled dimensions. Do not scale off drawings</p>	<p>CONSULTANTS</p> <ul style="list-style-type: none"> Surveyor Consultant Arborist Consultant Heritage Consultant Civil Consultant 	<p>CLIENT</p> <div style="display: flex; justify-content: space-around; align-items: center;"> </div> <p style="font-size: 8pt;">R.D. Gossip Pty Ltd Consulting Engineers</p>	<p>Garden City Cycle Route Segment 2 Landscaping Plan</p> <p style="font-size: 24pt; font-weight: bold; color: red;">Tait Network</p>	<p>PROJECT NUMBER 22/14</p> <p>REVISION C</p> <p>DRAWING NUMBER LP09</p>
C	Issue for PSP	14/09/23	RA															
B	Issue for Review	29/08/23	RA															
A	Issue for Review	18/08/23	RA															



REVISION

C	Issue for PSP
B	Issue for Review
A	Issue for Review

14/09/23	RA
29/08/23	RA
18/08/23	RA


ISSUE TYPE

PSP

Drawn By CS, GS, BT
Checked By RA

SCALE

Scale at A1 1:200
Scale at A3 1:400



Figured dimensions shown on drawings take precedence over scaled dimensions. Do not scale off drawings

CONSULTANTS

- Surveyor
- Consultant
- Arborist
- Consultant
- Heritage
- Consultant
- Civil
- Consultant

CLIENT

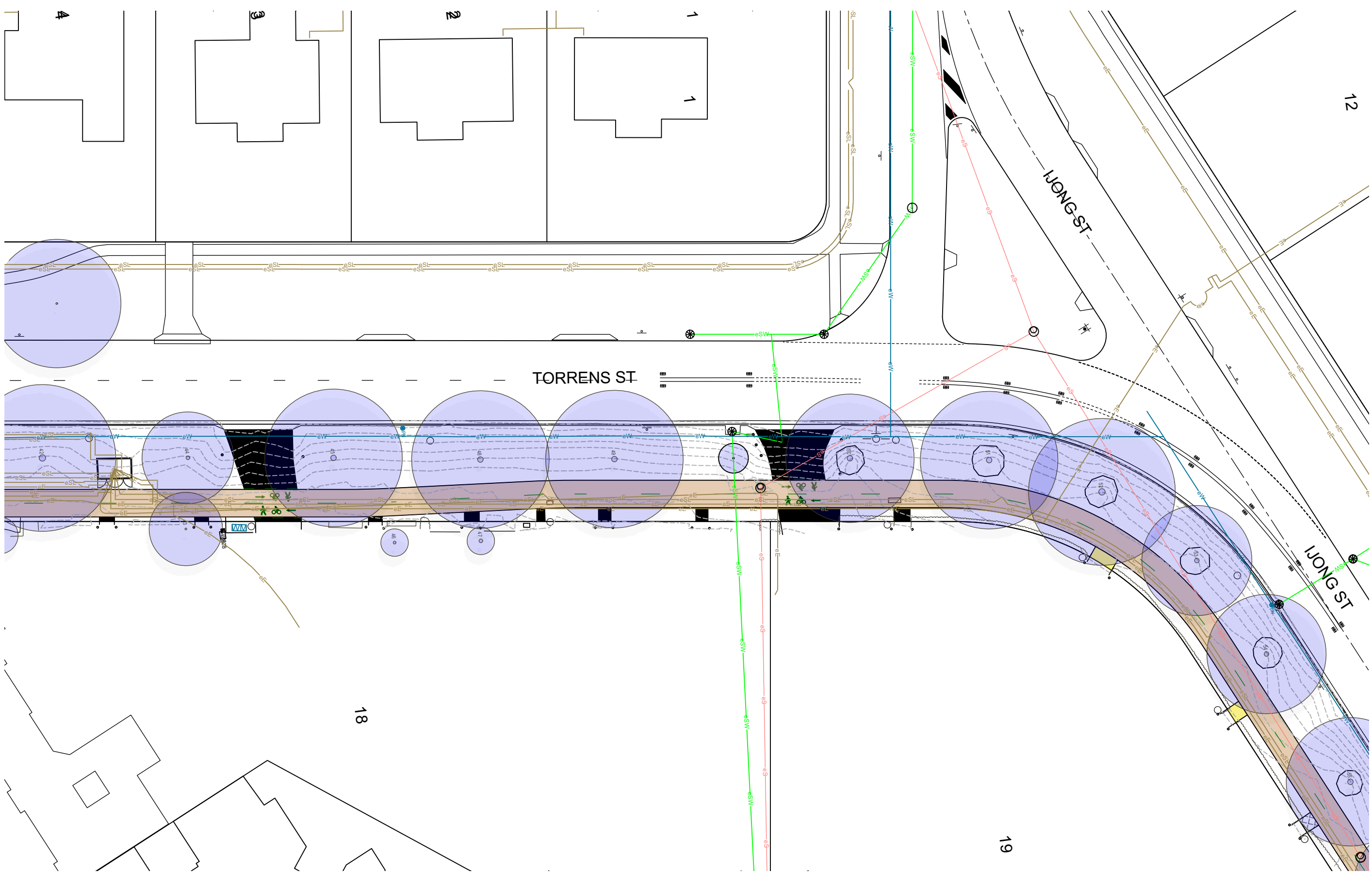


Garden City Cycle Route
Segment 2
Landscaping Plan

Tait Network

PROJECT NUMBER
22/14
REVISION
C

DRAWING NUMBER
LP10



REVISION

C	Issue for PSP
B	Issue for Review
A	Issue for Review

14/09/23	RA
29/08/23	RA
18/08/23	RA


ISSUE TYPE

PSP

Drawn By CS, GS, BT
Checked By RA

SCALE

Scale at A1 1:200
Scale at A3 1:400



Figured dimensions shown on drawings take precedence over scaled dimensions. Do not scale off drawings

CONSULTANTS

- Surveyor
- Consultant
- Arborist
- Consultant
- Heritage
- Consultant
- Civil
- Consultant

CLIENT



Garden City Cycle Route
Segment 2
Landscaping Plan

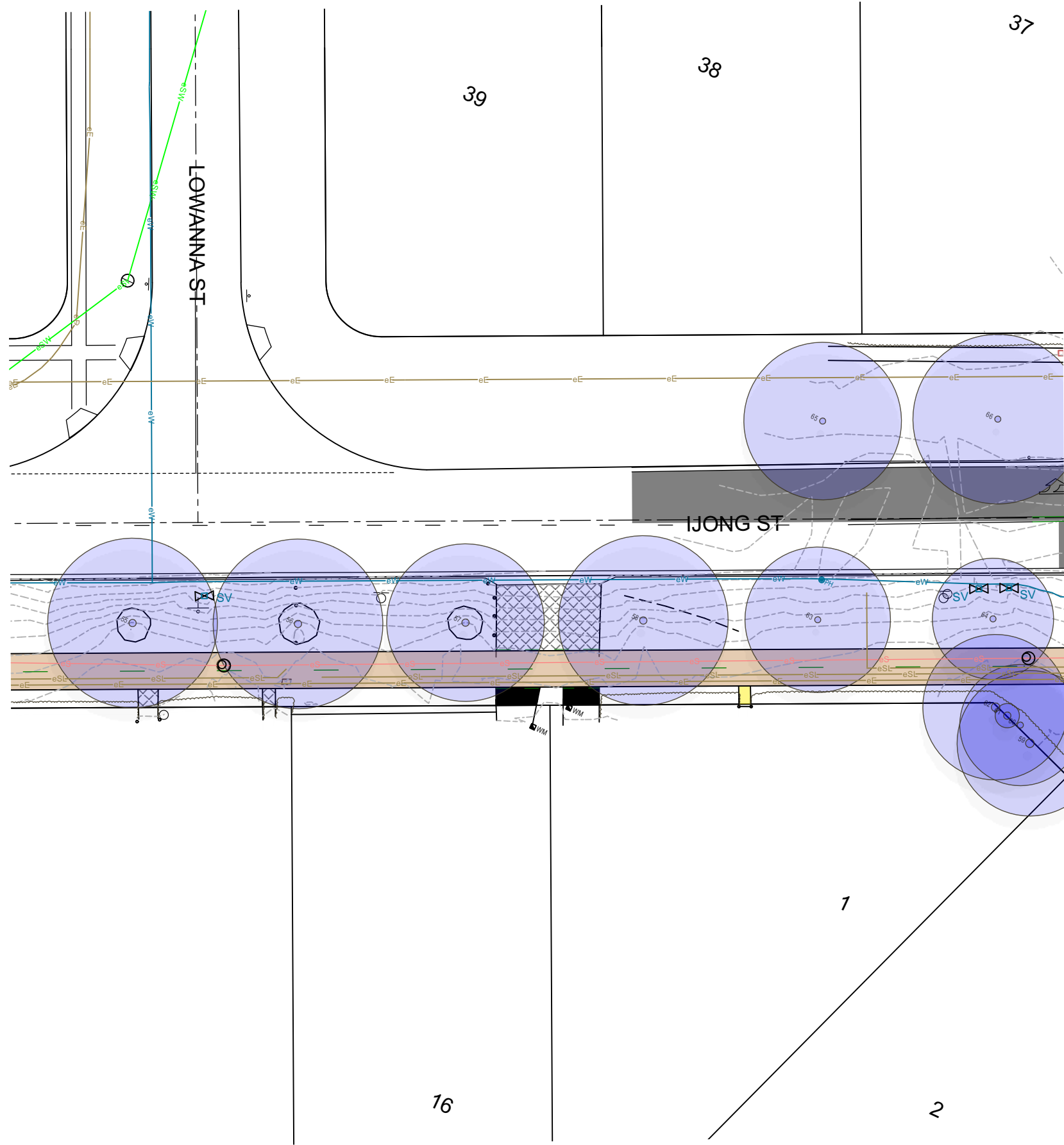
Tait Network

PROJECT NUMBER

22/14
REVISION
C

DRAWING NUMBER

LP11



REVISION

C	Issue for PSP
B	Issue for Review
A	Issue for Review

14/09/23	RA
29/08/23	RA
18/08/23	RA


ISSUE TYPE

PSP

Drawn By	CS, GS, BT
Checked By	RA

SCALE

Scale at A1 1:200
 Scale at A3 1:400



Figured dimensions shown on drawings take precedence over scaled dimensions. Do not scale off drawings

CONSULTANTS

- Surveyor
- Consultant
- Arborist
- Consultant
- Heritage
- Consultant
- Civil
- Consultant

CLIENT

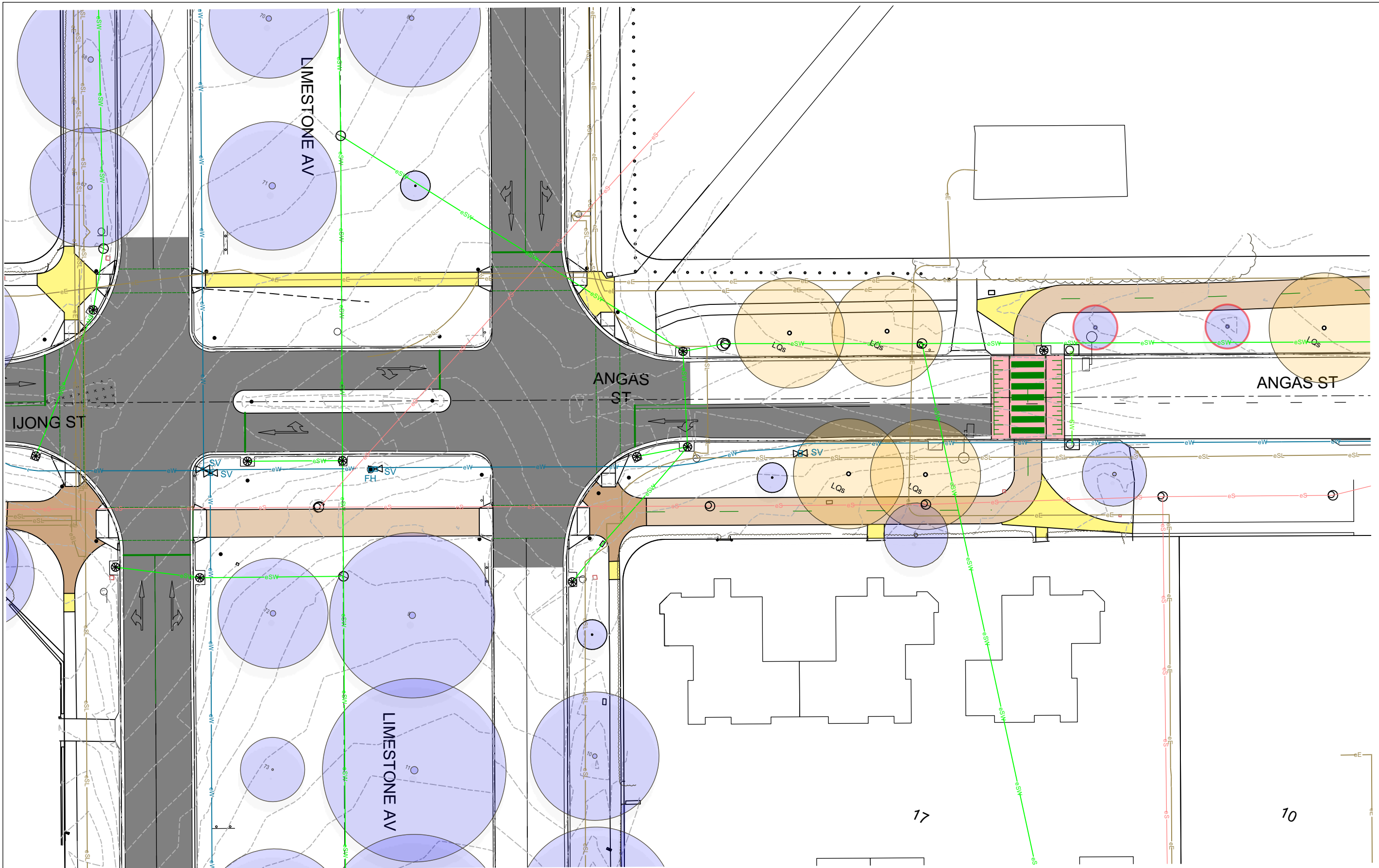


Garden City Cycle Route
 Segment 3
 Landscaping Plan

Tait Network

PROJECT NUMBER
 22/14
 REVISION
 C

DRAWING NUMBER
LP12



REVISION

C	Issue for PSP
B	Issue for Review
A	Issue for Review

14/09/23	RA
29/08/23	RA
18/08/23	RA

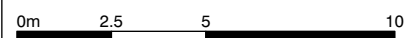
ISSUE TYPE

PSP

Drawn By	CS, GS, BT
Checked By	RA

SCALE

Scale at A1 1:200
 Scale at A3 1:400



Figured dimensions shown on drawings take precedence over scaled dimensions. Do not scale off drawings

CONSULTANTS

- Surveyor
- Consultant
- Arborist
- Consultant
- Heritage
- Consultant
- Civil
- Consultant

CLIENT



Garden City Cycle Route
 Segment 3
 Landscaping Plan

Tait Network

PROJECT NUMBER
 22/14
 REVISION
 C

DRAWING NUMBER
LP13



REVISION

C	Issue for PSP
B	Issue for Review
A	Issue for Review

14/09/23	RA
29/08/23	RA
18/08/23	RA

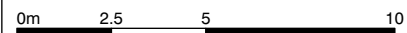
ISSUE TYPE

PSP

Drawn By CS, GS, BT
Checked By RA

SCALE

Scale at A1 1:200
Scale at A3 1:400



Figured dimensions shown on drawings take precedence over scaled dimensions. Do not scale off drawings

CONSULTANTS

- Surveyor
- Consultant
- Arborist
- Consultant
- Heritage
- Consultant
- Civil
- Consultant

CLIENT

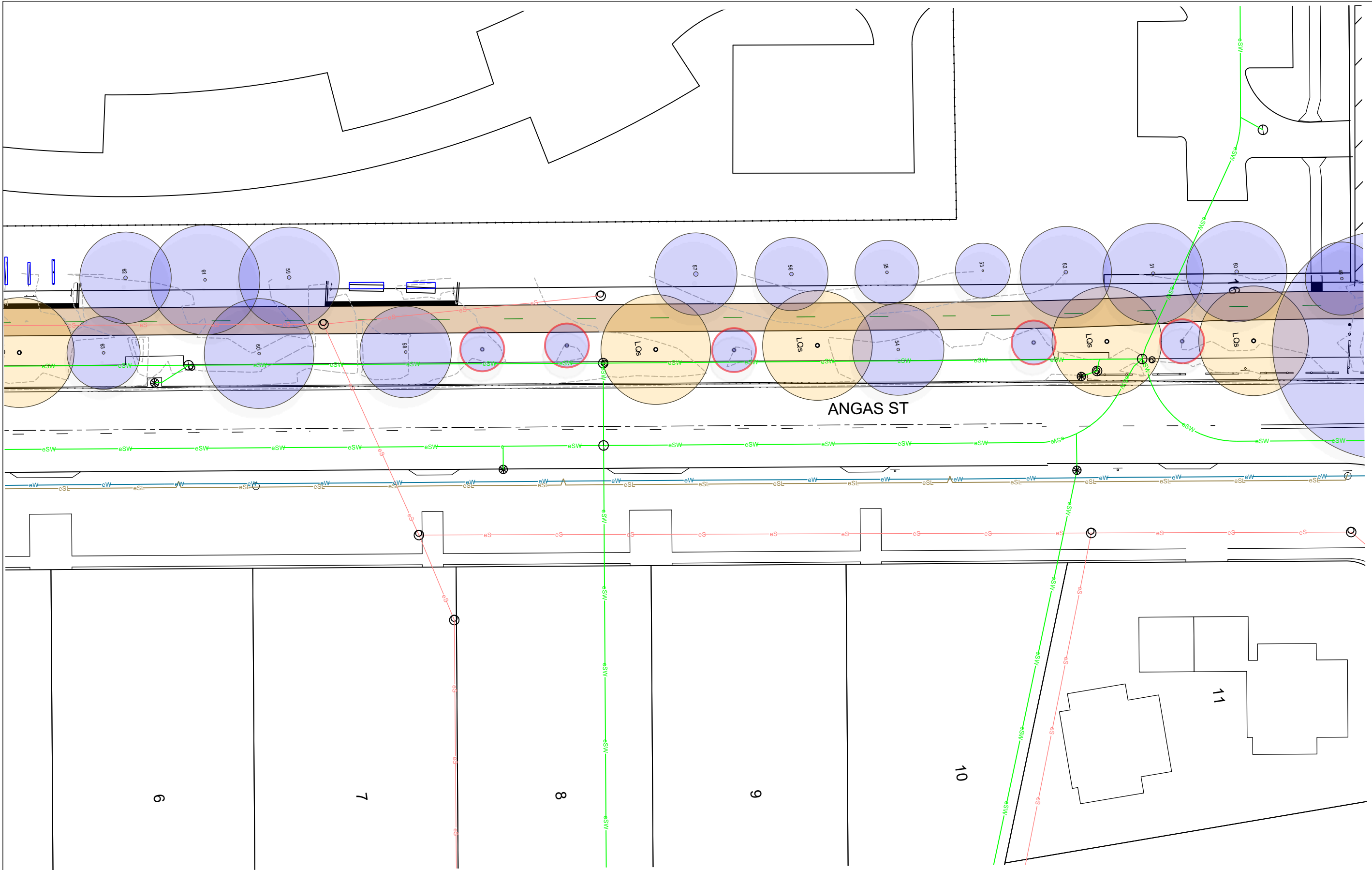


Garden City Cycle Route
Segment 4
Landscaping Plan

Tait Network

PROJECT NUMBER
22/14
REVISION
C

DRAWING NUMBER
LP14



REVISION

C	Issue for PSP
B	Issue for Review
A	Issue for Review

14/09/23	RA
29/08/23	RA
18/08/23	RA

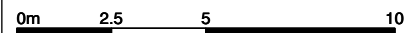
ISSUE TYPE

PSP

Drawn By CS, GS, BT
Checked By RA

SCALE

Scale at A1 1:200
Scale at A3 1:400



Figured dimensions shown on drawings take precedence over scaled dimensions. Do not scale off drawings

CONSULTANTS

- Surveyor
- Consultant
- Arborist
- Consultant
- Heritage
- Consultant
- Civil
- Consultant

CLIENT

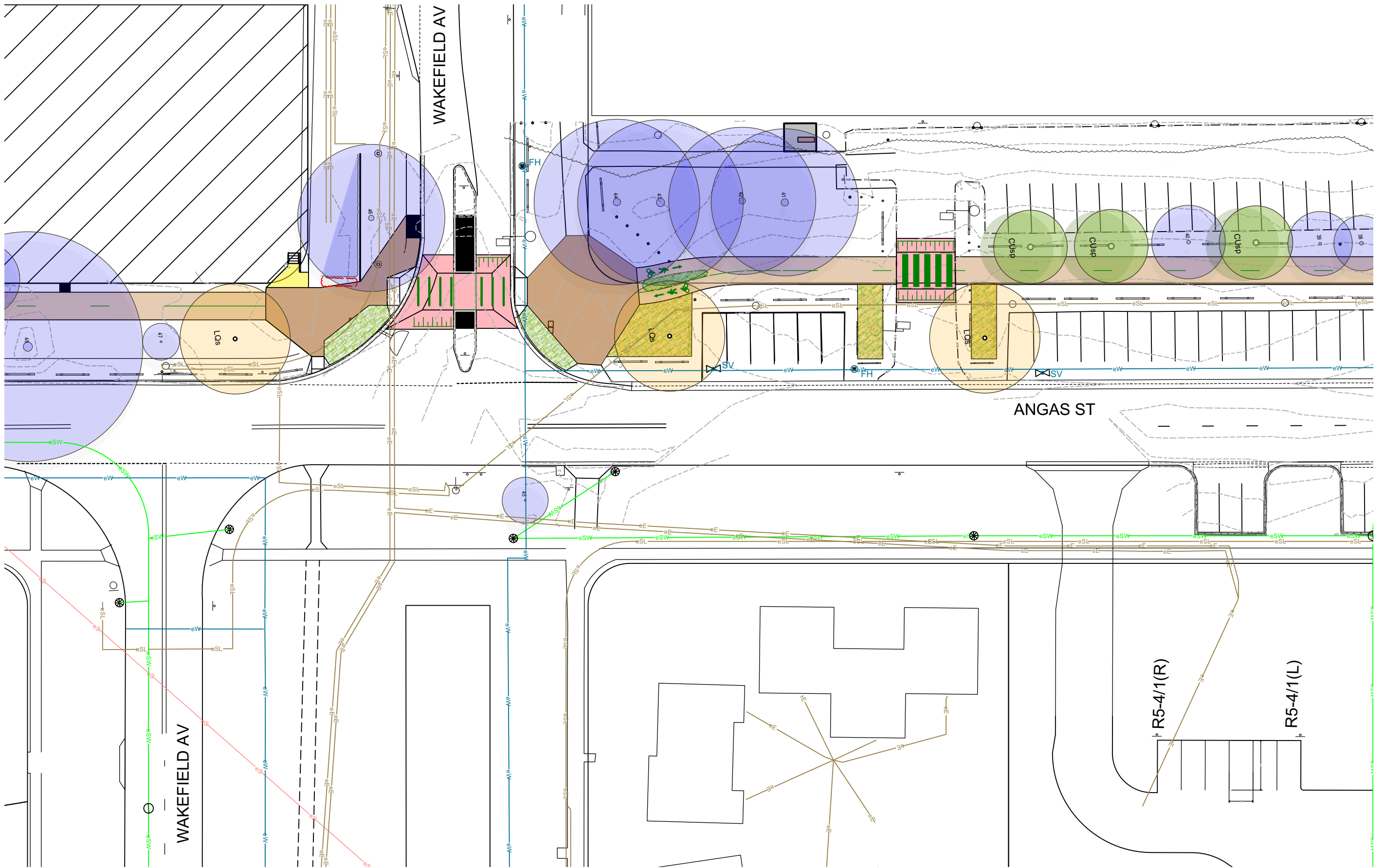


Garden City Cycle Route
Segment 4
Landscaping Plan

Tait Network

PROJECT NUMBER
22/14
REVISION
C

DRAWING NUMBER
LP15



C	Issue for PSP
B	Issue for Review
A	Issue for Review

14/09/23	RA
29/08/23	RA
18/08/23	RA


ISSUE TYPE

PSP

Drawn By	CS, GS, BT
Checked By	RA

SCALE

Scale at A1 1:200
Scale at A3 1:400



Figured dimensions shown on drawings take precedence over scaled dimensions. Do not scale off drawings

CONSULTANTS

- Surveyor
- Consultant
- Arborist
- Consultant
- Heritage
- Consultant
- Civil
- Consultant

CLIENT



Garden City Cycle Route
Segment 4
Landscaping Plan

Tait Network

PROJECT NUMBER

22/14
REVISION
C

DRAWING NUMBER

LP16



R5-4/1(L)
R5-4/1(R)
R5-40(L)
R5-40(R)

R5-4/1(L)

R5-4/1(R)

R5-4/1(L)

R5-4/1(R)

ANGAS ST

REVISION	ISSUE TYPE
C Issue for PSP B Issue for Review A Issue for Review	PSP Drawn By CS, GS, BT Checked By RA

14/09/23 RA
29/08/23 RA
18/08/23 RA

SCALE
Scale at A1 1:200
Scale at A3 1:400

Figured dimensions shown on drawings take precedence over scaled dimensions. Do not scale off drawings

CONSULTANTS
Surveyor
Consultant
Arborist
Consultant
Heritage
Consultant
Civil
Consultant

CLIENT

Garden City Cycle Route
Segment 4
Landscaping Plan

PROJECT NUMBER 22/14
REVISION C
DRAWING NUMBER LP17



REVISION

C	Issue for PSP
B	Issue for Review
A	Issue for Review

ISSUE TYPE


PSP

14/09/23	RA
29/08/23	RA
18/08/23	RA

Drawn By CS, GS, BT
 Checked By RA

SCALE

Scale at A1 1:200
 Scale at A3 1:400



Figured dimensions shown on drawings take precedence over scaled dimensions. Do not scale off drawings

CONSULTANTS

- Surveyor
- Consultant
- Arborist
- Consultant
- Heritage
- Consultant
- Civil
- Consultant

CLIENT

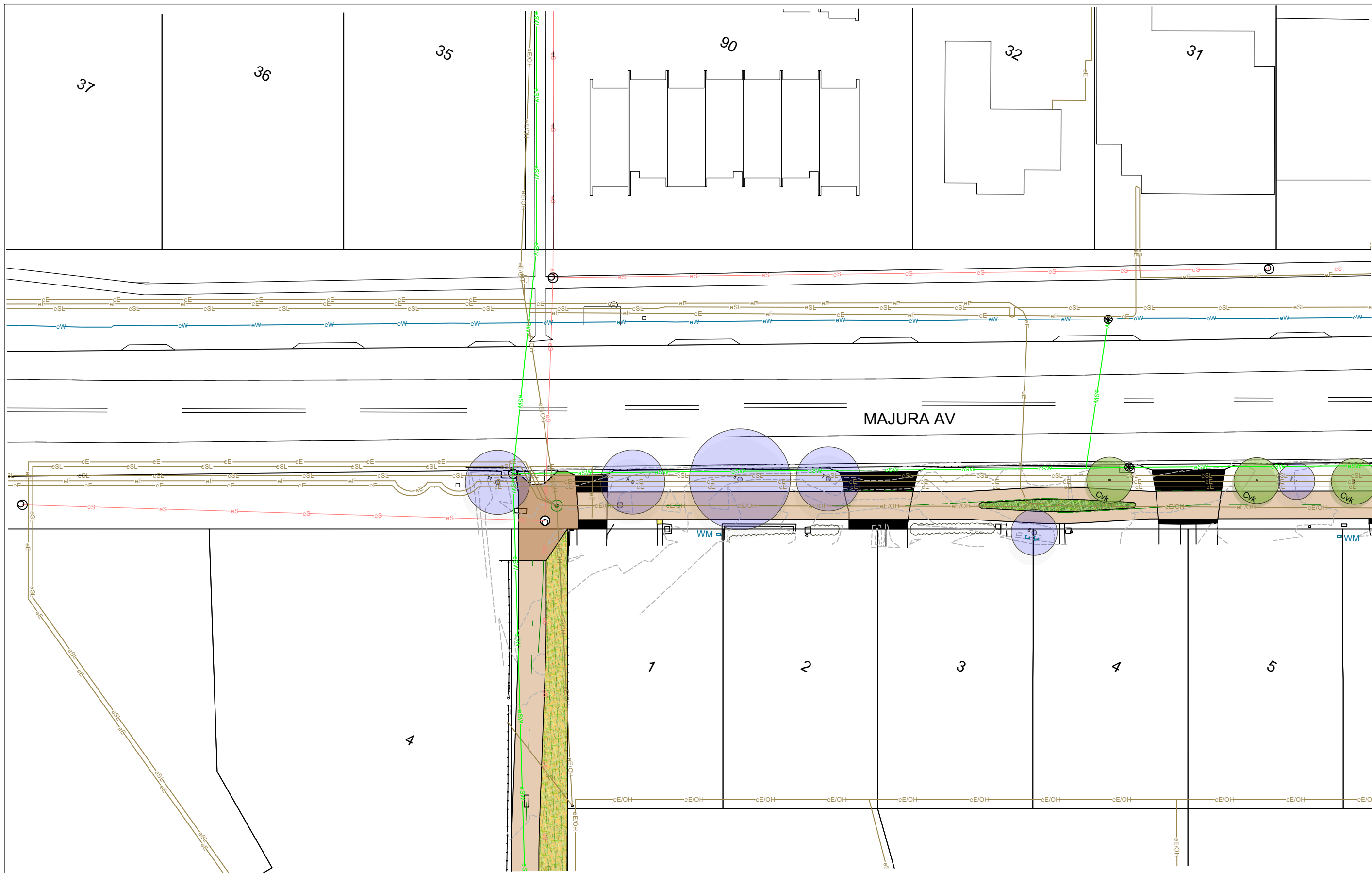


Garden City Cycle Route
 Segment 4
 Landscaping Plan

Tait Network

PROJECT NUMBER
 22/14
 REVISION
 C

DRAWING NUMBER
LP18



REVISION

- C Issue for PSP
- B Issue for Review
- A Issue for Review

14/09/23 RA
 29/08/23 RA
 18/08/23 RA

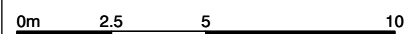
ISSUE TYPE

PSP

Drawn By CS, GS, BT
 Checked By RA

SCALE

Scale at A1 1:200
 Scale at A3 1:400



Figured dimensions shown on drawings take precedence over scaled dimensions. Do not scale off drawings

CONSULTANTS

- Surveyor
- Consultant
- Arborist
- Consultant
- Heritage
- Consultant
- Civil
- Consultant

CLIENT

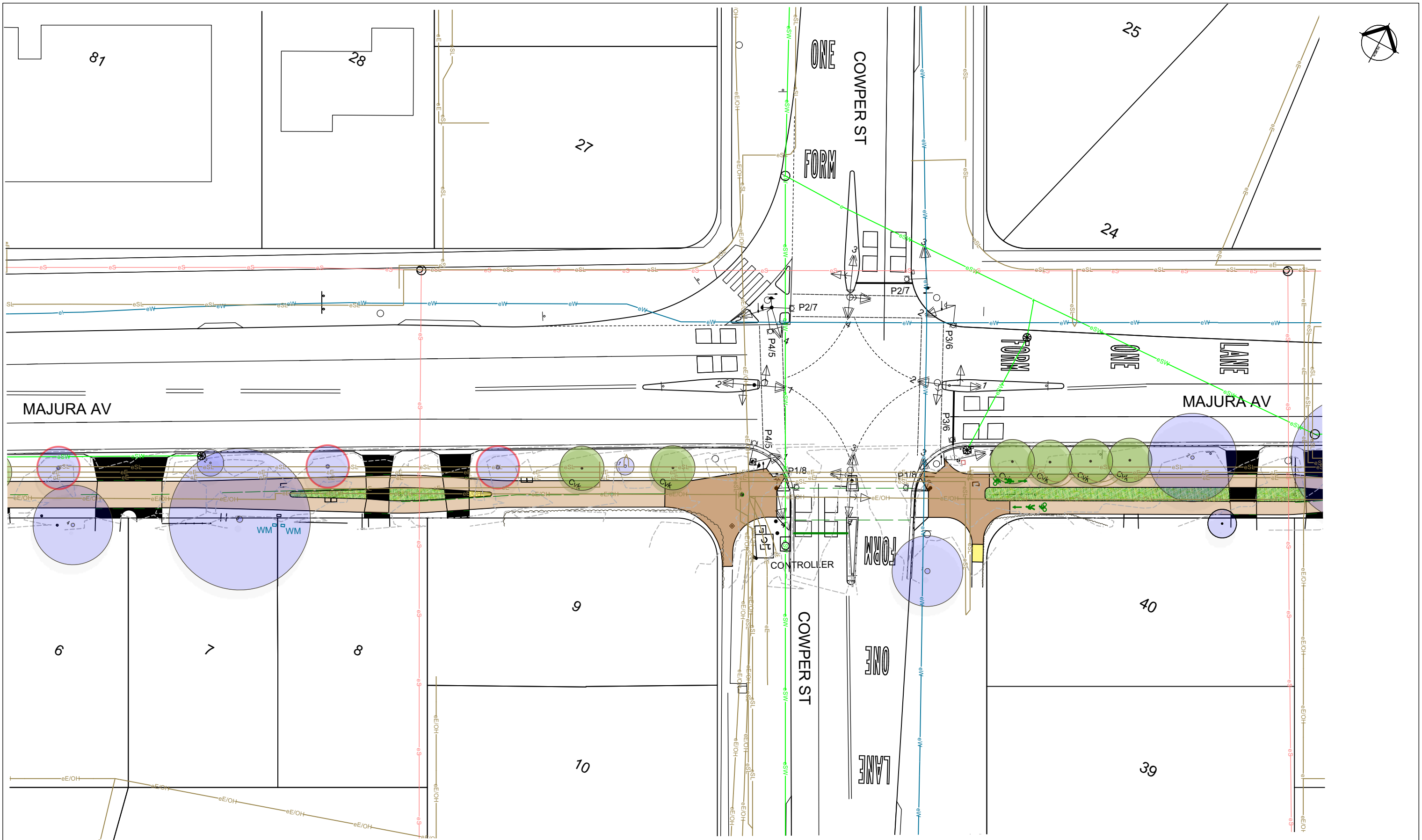


Garden City Cycle Route
 Segment 5
 Landscaping Plan

Tait Network

PROJECT NUMBER
 22/14
 REVISION
 C

DRAWING NUMBER
LP19



REVISION

C	Issue for PSP
B	Issue for Review
A	Issue for Review

14/09/23	RA
29/08/23	RA
18/08/23	RA


ISSUE TYPE

PSP

Drawn By	CS, GS, BT
Checked By	RA

SCALE

Scale at A1 1:200
Scale at A3 1:400



Figured dimensions shown on drawings take precedence over scaled dimensions. Do not scale off drawings

CONSULTANTS

- Surveyor
- Consultant
- Arborist
- Consultant
- Heritage
- Consultant
- Civil
- Consultant

CLIENT



Garden City Cycle Route
Segment 5
Landscaping Plan

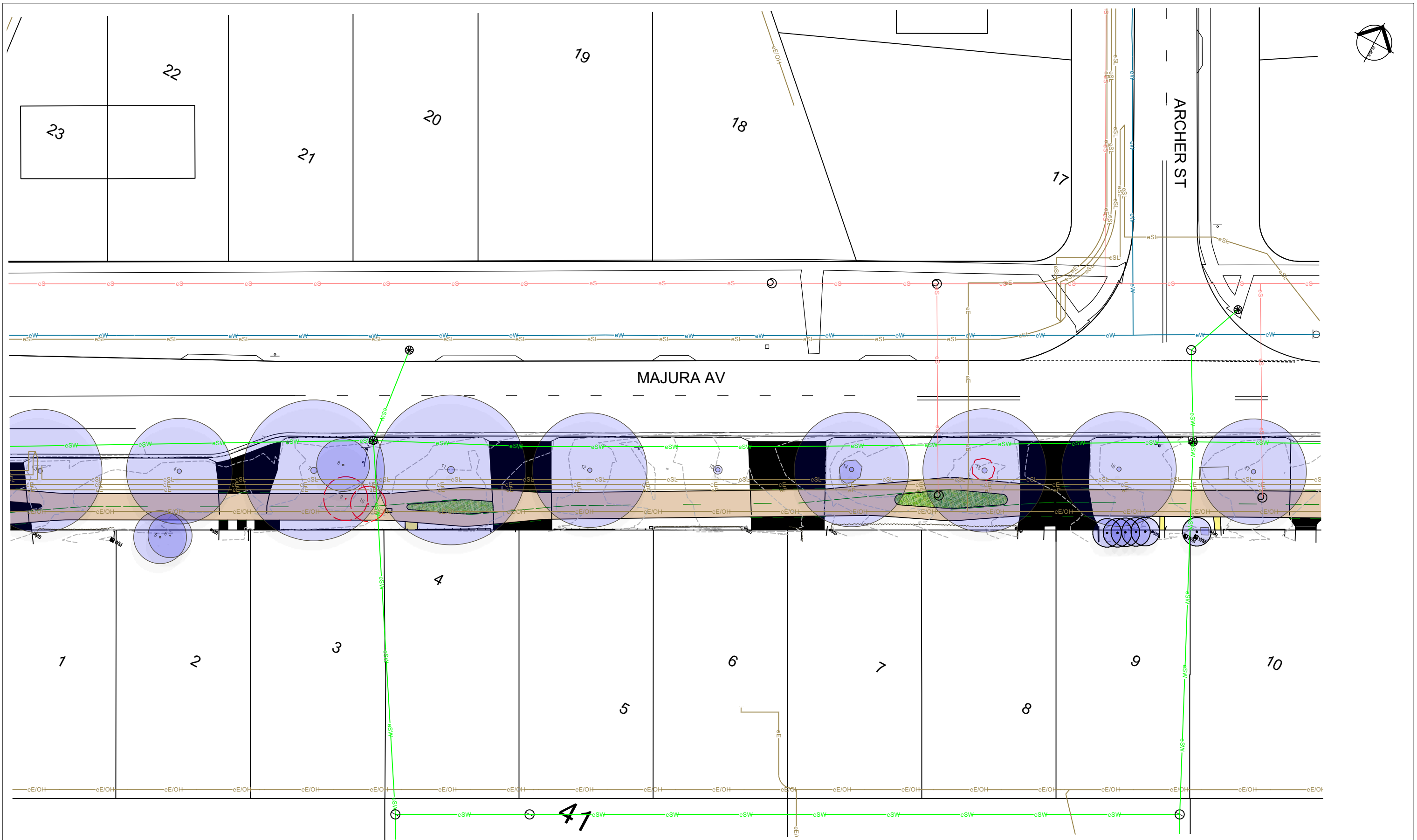
Tait Network

PROJECT NUMBER

22/14
REVISION
C

DRAWING NUMBER

LP20



REVISION

C Issue for PSP
 B Issue for Review
 A Issue for Review

14/09/23 RA
 29/08/23 RA
 18/08/23 RA


ISSUE TYPE

PSP

Drawn By CS, GS, BT
 Checked By RA

SCALE

Scale at A1 1:200
 Scale at A3 1:400



Figured dimensions shown on drawings take precedence over scaled dimensions. Do not scale off drawings

CONSULTANTS

Surveyor
 Consultant
 Arborist
 Consultant
 Heritage
 Consultant
 Civil
 Consultant

CLIENT



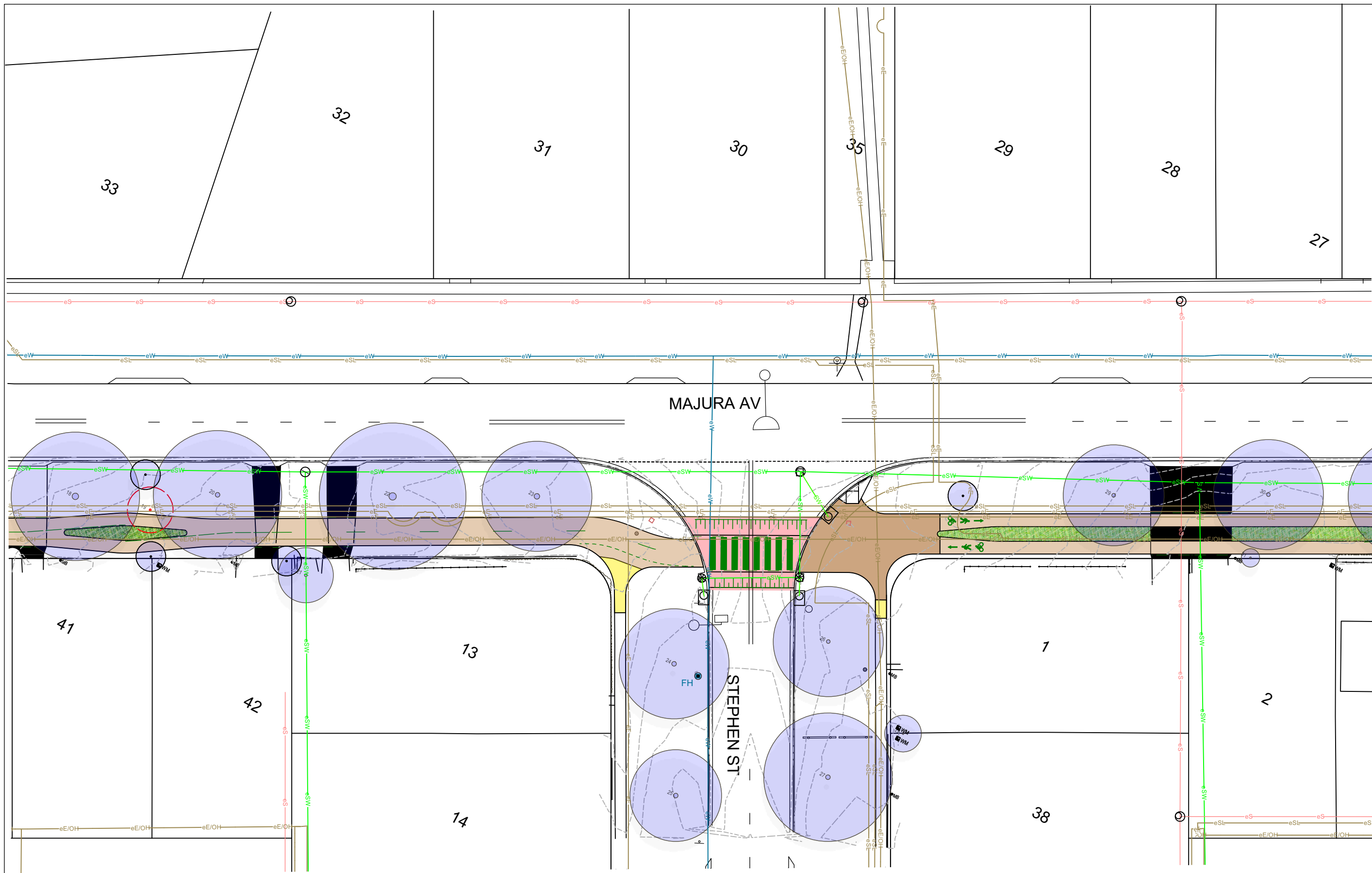
Garden City Cycle Route
 Segment 5
 Landscaping Plan

Tait Network

PROJECT NUMBER

22/14
 REVISION
 C

DRAWING NUMBER
LP21



REVISION	ISSUE TYPE	SCALE
C Issue for PSP	PSP	Scale at A1 1:200
B Issue for Review		Scale at A3 1:400
A Issue for Review		

ISSUE TYPE	SCALE
PSP	0m 2.5 5 10

Figured dimensions shown on drawings take precedence over scaled dimensions. Do not scale off drawings

- CONSULTANTS**
- Surveyor
 - Consultant
 - Arborist
 - Consultant
 - Heritage
 - Consultant
 - Civil
 - Consultant

CLIENT



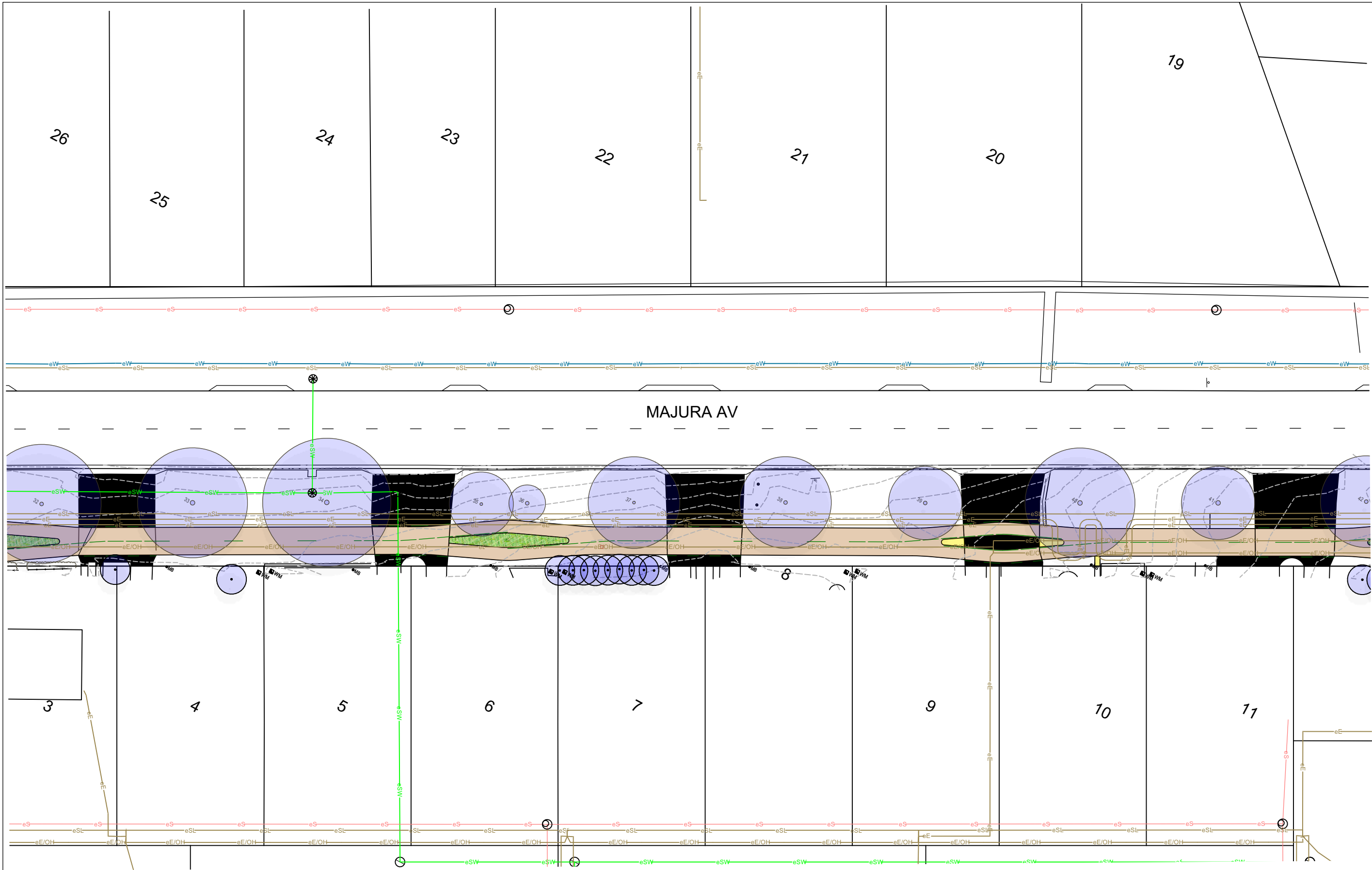
R.D. Gossip Pty Ltd
Consulting Engineers



Garden City Cycle Route
Segment 5
Landscaping Plan



PROJECT NUMBER
22/14
REVISION
C
DRAWING NUMBER
LP22



REVISION

C	Issue for PSP
B	Issue for Review
A	Issue for Review

14/09/23	RA
29/08/23	RA
18/08/23	RA


ISSUE TYPE

PSP

Drawn By CS, GS, BT
Checked By RA

SCALE

Scale at A1 1:200
Scale at A3 1:400



Figured dimensions shown on drawings take precedence over scaled dimensions. Do not scale off drawings

CONSULTANTS

- Surveyor
- Consultant
- Arborist
- Consultant
- Heritage
- Consultant
- Civil
- Consultant

CLIENT

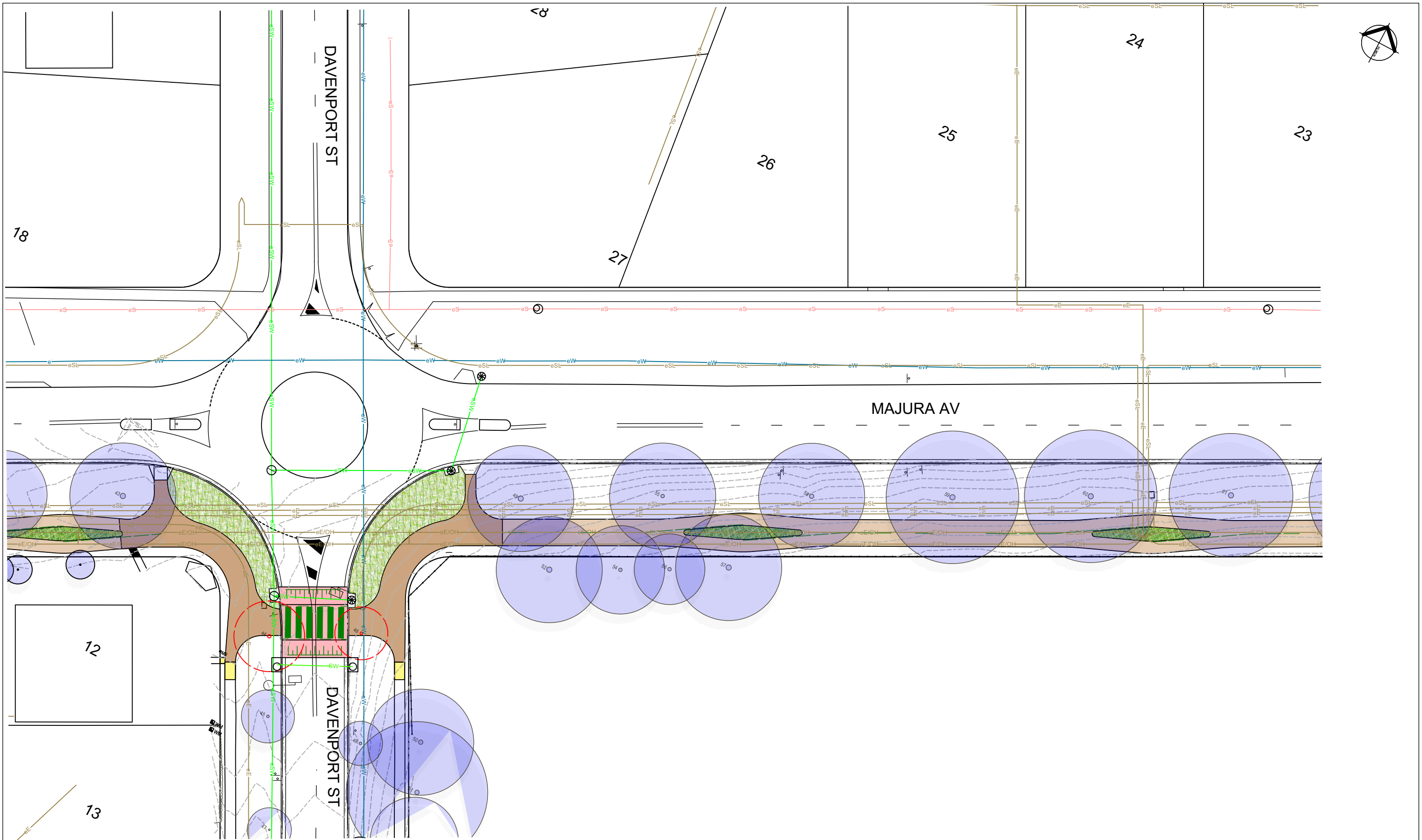


Garden City Cycle Route
Segment 5
Landscaping Plan

Tait Network

PROJECT NUMBER
22/14
REVISION
C

DRAWING NUMBER
LP23



REVISION

C	Issue for PSP
B	Issue for Review
A	Issue for Review

14/09/23	RA
29/08/23	RA
18/08/23	RA


ISSUE TYPE

PSP

Drawn By	CS, GS, BT
Checked By	RA

SCALE

Scale at A1 1:200
Scale at A3 1:400



Figured dimensions shown on drawings take precedence over scaled dimensions. Do not scale off drawings

CONSULTANTS

- Surveyor
- Consultant
- Arborist
- Consultant
- Heritage
- Consultant
- Civil
- Consultant

CLIENT

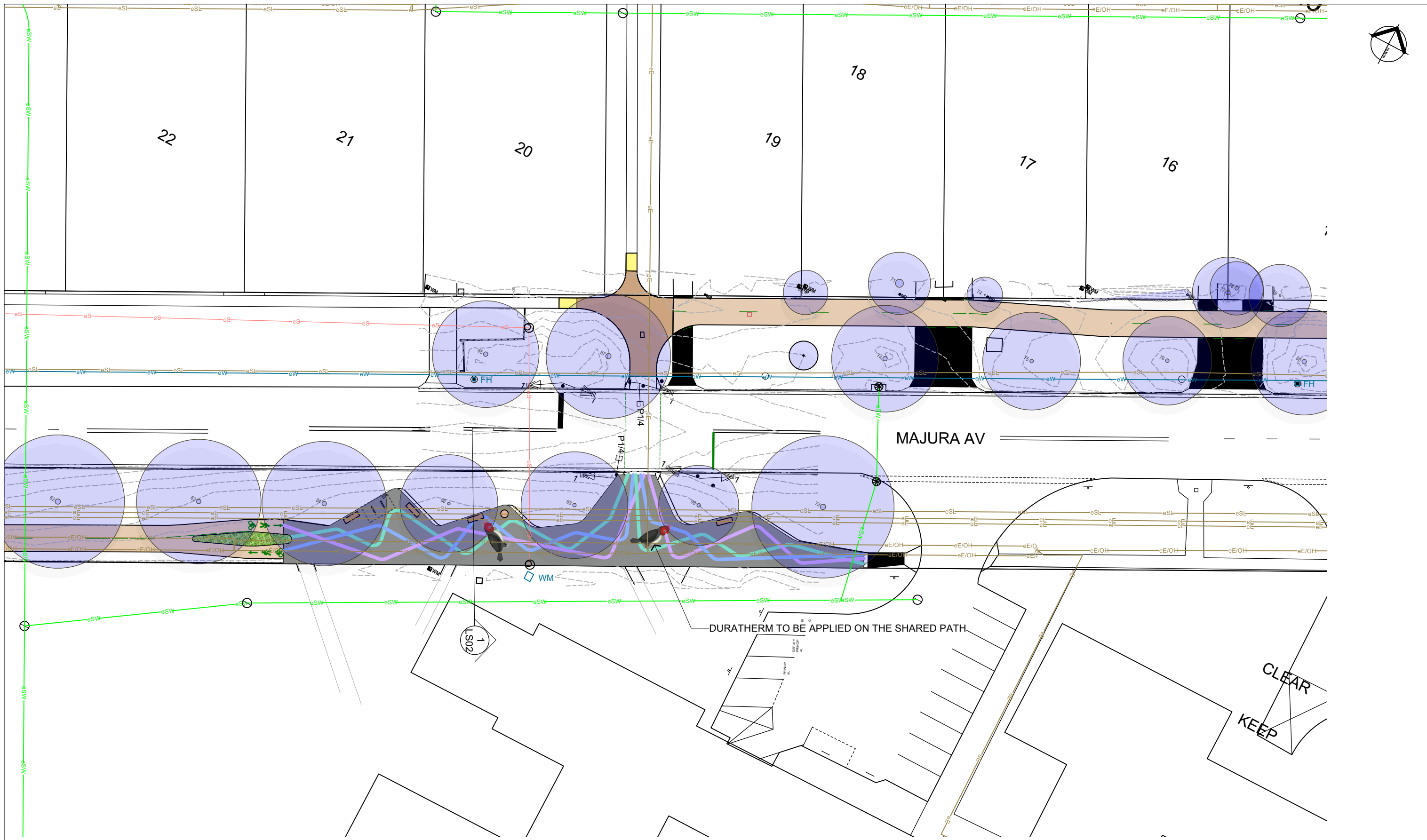


Garden City Cycle Route
Segment 5
Landscaping Plan

Tait Network

PROJECT NUMBER
22/14
REVISION
C

DRAWING NUMBER
LP24



REVISION	ISSUE TYPE	DATE	BY
C	Issue for PSP	14/09/23	RA
B	Issue for Review	29/08/23	RA
A	Issue for Review	18/08/23	RA

PSP

Drawn By CS, GS, BT
 Checked By RA

SCALE
 Scale at A1 1:200
 Scale at A3 1:400

Figured dimensions shown on drawings take precedence over scaled dimensions. Do not scale off drawings

CONSULTANTS
 Surveyor
 Consultant
 Arborist
 Consultant
 Heritage
 Consultant
 Civil
 Consultant

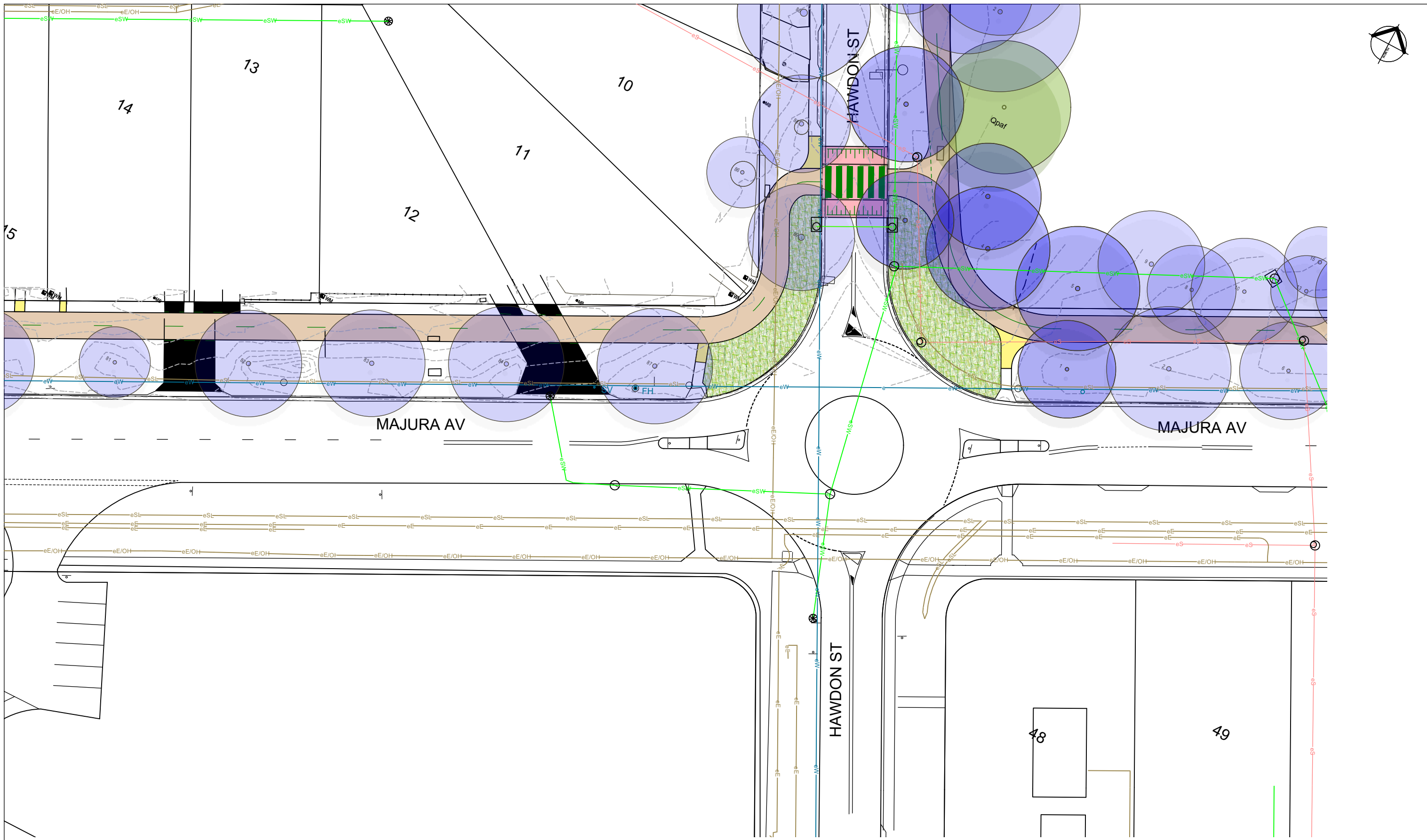
CLIENT

Garden City Cycle Route
 Segment 5
 Landscaping Plan

Tait Network

PROJECT NUMBER
 22/14
 REVISION
 C

DRAWING NUMBER
LP25



REVISION

C	Issue for PSP
B	Issue for Review
A	Issue for Review

14/09/23	RA
29/08/23	RA
18/08/23	RA

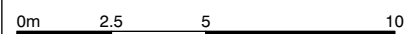
ISSUE TYPE

PSP

Drawn By CS, GS, BT
Checked By RA

SCALE

Scale at A1 1:200
Scale at A3 1:400



Figured dimensions shown on drawings take precedence over scaled dimensions. Do not scale off drawings

CONSULTANTS

- Surveyor
- Consultant
- Arborist
- Consultant
- Heritage
- Consultant
- Civil
- Consultant

CLIENT



Garden City Cycle Route
Segment 5
Landscaping Plan

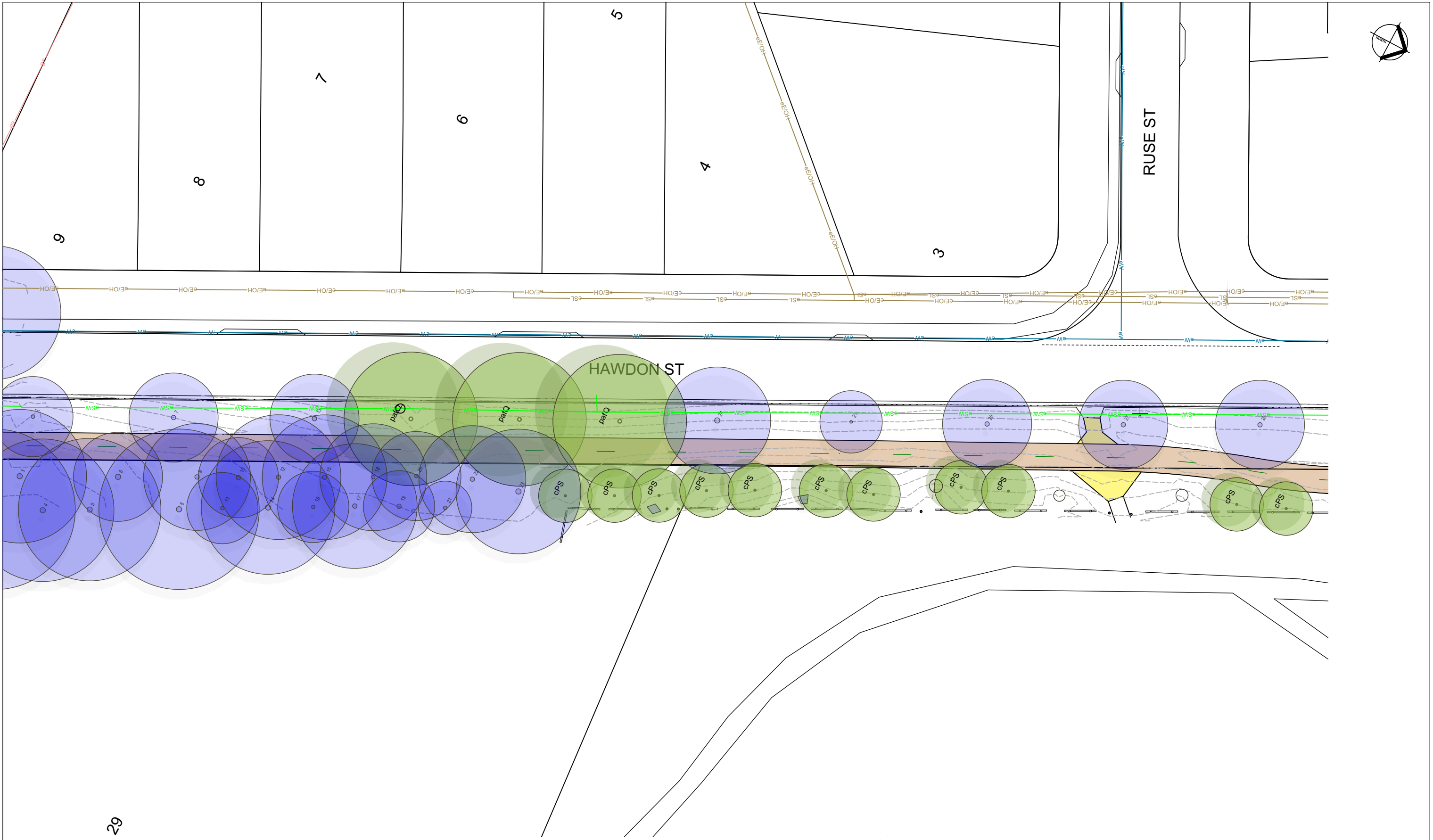
Tait Network

PROJECT NUMBER

22/14
REVISION
C

DRAWING NUMBER

LP26



29

REVISION

- C Issue for PSP
- B Issue for Review
- A Issue for Review

14/09/23 RA
29/08/23 RA
18/08/23 RA


ISSUE TYPE

PSP

Drawn By CS, GS, BT
Checked By RA

SCALE

Scale at A1 1:200
Scale at A3 1:400



Figured dimensions shown on drawings take precedence over scaled dimensions. Do not scale off drawings

CONSULTANTS

- Surveyor
- Consultant
- Arborist
- Consultant
- Heritage
- Consultant
- Civil
- Consultant

CLIENT



Garden City Cycle Route
Segment 6B
Landscaping Plan

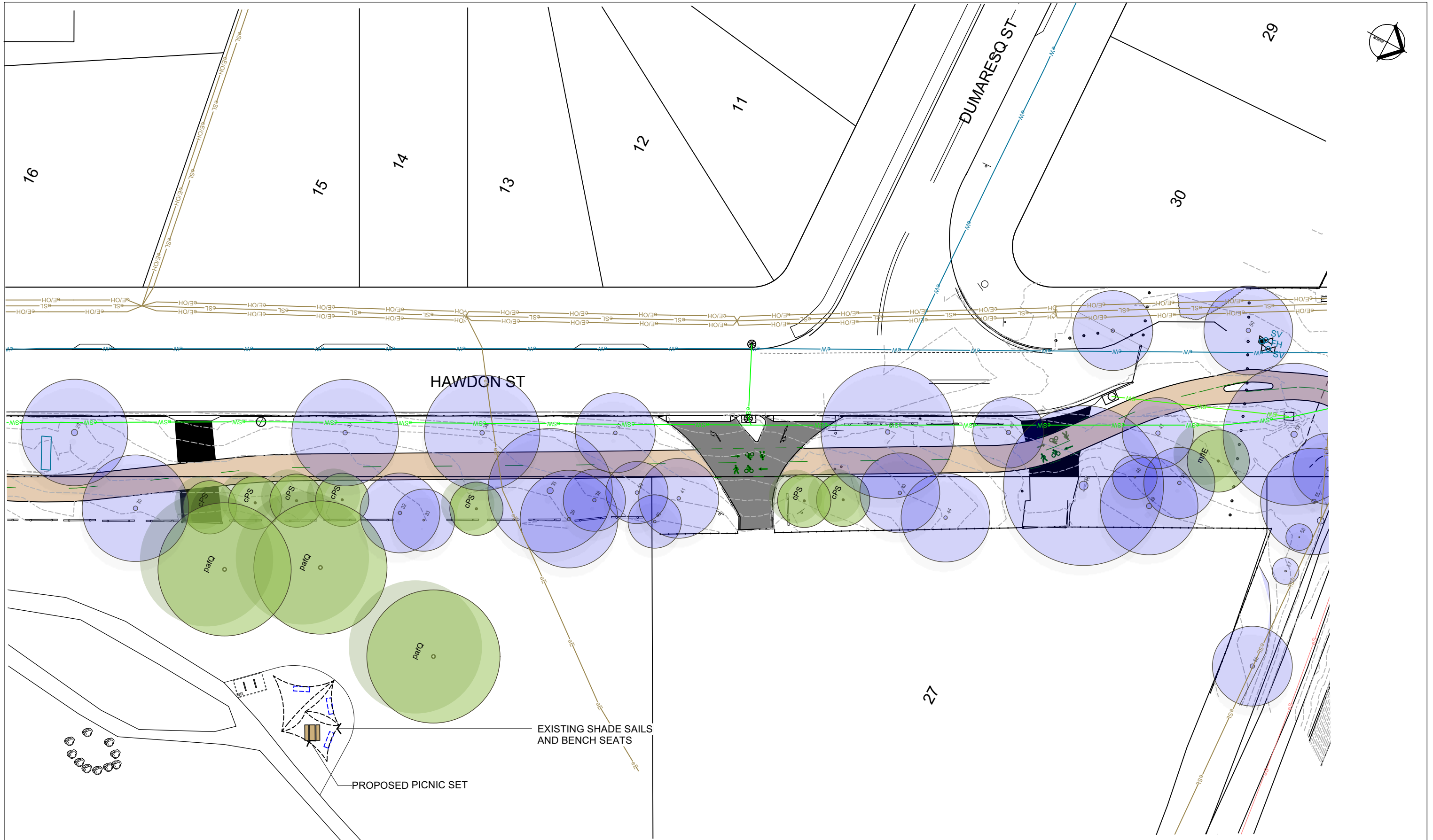
Tait Network

PROJECT NUMBER

22/14
REVISION
C

DRAWING NUMBER

LP27



REVISION

C	Issue for PSP
B	Issue for Review
A	Issue for Review

14/09/23	RA
29/08/23	RA
18/08/23	RA


ISSUE TYPE

PSP

Drawn By	CS, GS, BT
Checked By	RA

SCALE

Scale at A1 1:200
Scale at A3 1:400



Figured dimensions shown on drawings take precedence over scaled dimensions. Do not scale off drawings

CONSULTANTS

- Surveyor
- Consultant
- Arborist
- Consultant
- Heritage
- Consultant
- Civil
- Consultant

CLIENT

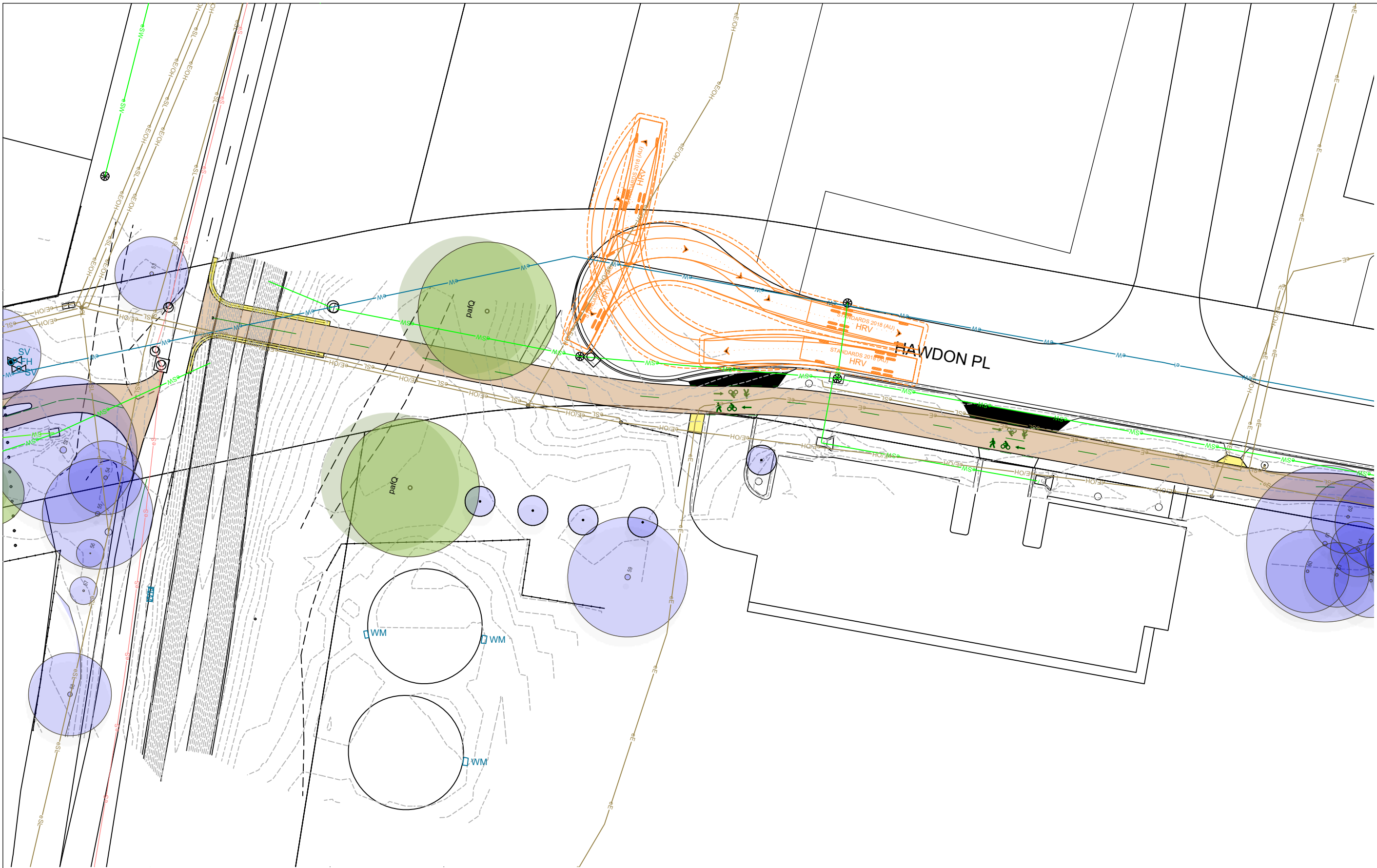


Garden City Cycle Route
Segment 6B
Landscaping Plan

Tait Network

PROJECT NUMBER
22/14
REVISION
C

DRAWING NUMBER
LP28



REVISION	ISSUE TYPE
C Issue for PSP	PSP
B Issue for Review	
A Issue for Review	

14/09/23 RA
 29/08/23 RA
 18/08/23 RA

Drawn By CS, GS, BT
 Checked By RA

SCALE
 Scale at A1 1:200
 Scale at A3 1:400

0m 2.5 5 10

Figured dimensions shown on drawings take precedence over scaled dimensions. Do not scale off drawings

CONSULTANTS
 Surveyor
 Consultant
 Arborist
 Consultant
 Heritage
 Consultant
 Civil
 Consultant

CLIENT

R.D. Gossip Pty Ltd
 Consulting Engineers

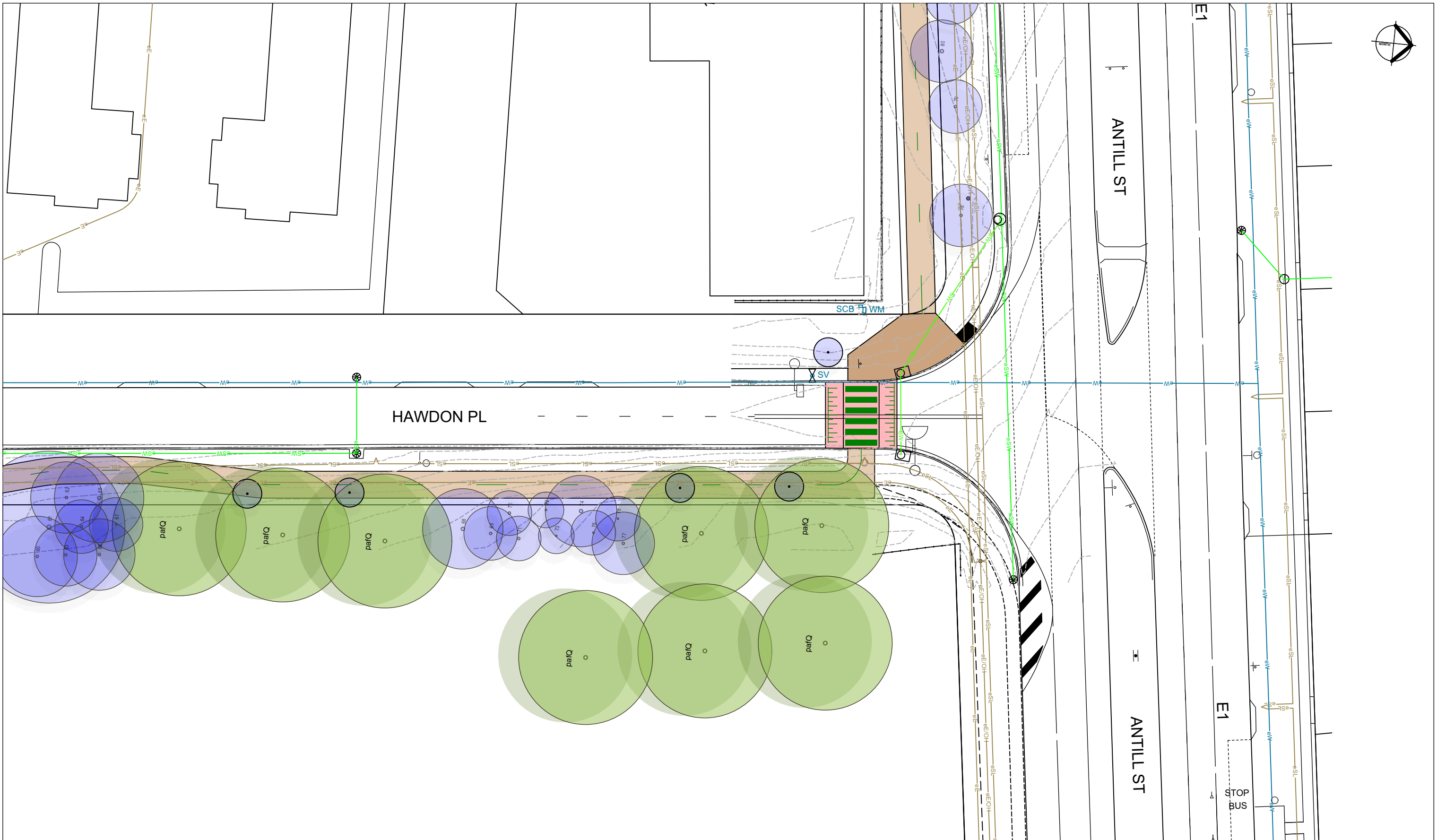
ACT
 Government

Garden City Cycle Route
 Segment 6B
 Landscaping Plan

Tait Network

PROJECT NUMBER
 22/14
 REVISION
 C

DRAWING NUMBER
LP29



REVISION

C	Issue for PSP
B	Issue for Review
A	Issue for Review

14/09/23	RA
29/08/23	RA
18/08/23	RA


ISSUE TYPE

PSP

Drawn By CS, GS, BT
Checked By RA

SCALE

Scale at A1 1:200
Scale at A3 1:400



Figured dimensions shown on drawings take precedence over scaled dimensions. Do not scale off drawings

CONSULTANTS

- Surveyor
- Consultant
- Arborist
- Consultant
- Heritage
- Consultant
- Civil
- Consultant

CLIENT



Garden City Cycle Route
Segment 6B
Landscaping Plan

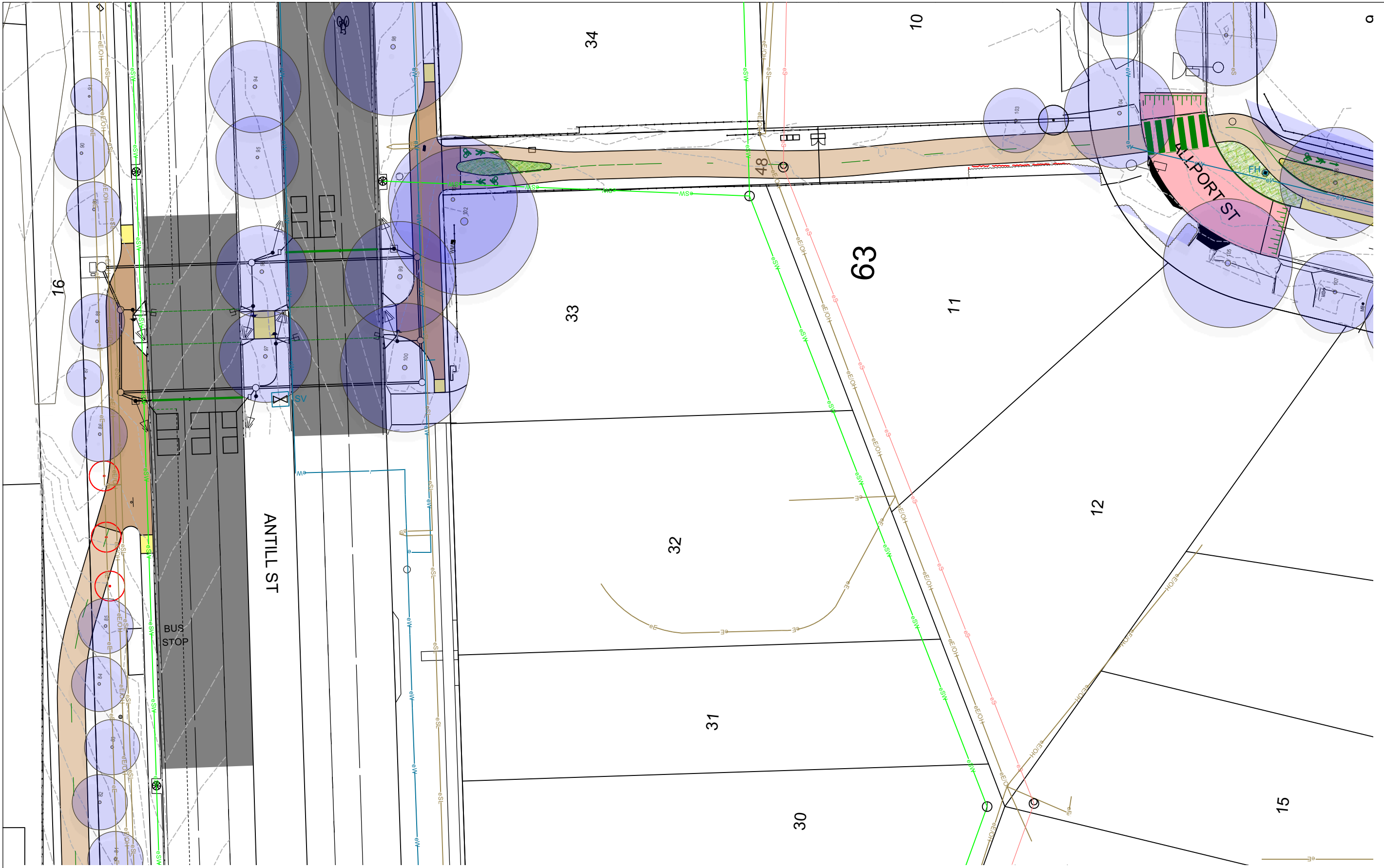
Tait Network

PROJECT NUMBER

22/14
REVISION
C

DRAWING NUMBER

LP30



REVISION

- C Issue for PSP
- B Issue for Review
- A Issue for Review

14/09/23 RA
 29/08/23 RA
 18/08/23 RA


ISSUE TYPE

PSP

Drawn By CS, GS, BT
 Checked By RA

SCALE

Scale at A1 1:200
 Scale at A3 1:400



Figured dimensions shown on drawings take precedence over scaled dimensions. Do not scale off drawings

CONSULTANTS

- Surveyor
- Consultant
- Arborist
- Consultant
- Heritage
- Consultant
- Civil
- Consultant

CLIENT

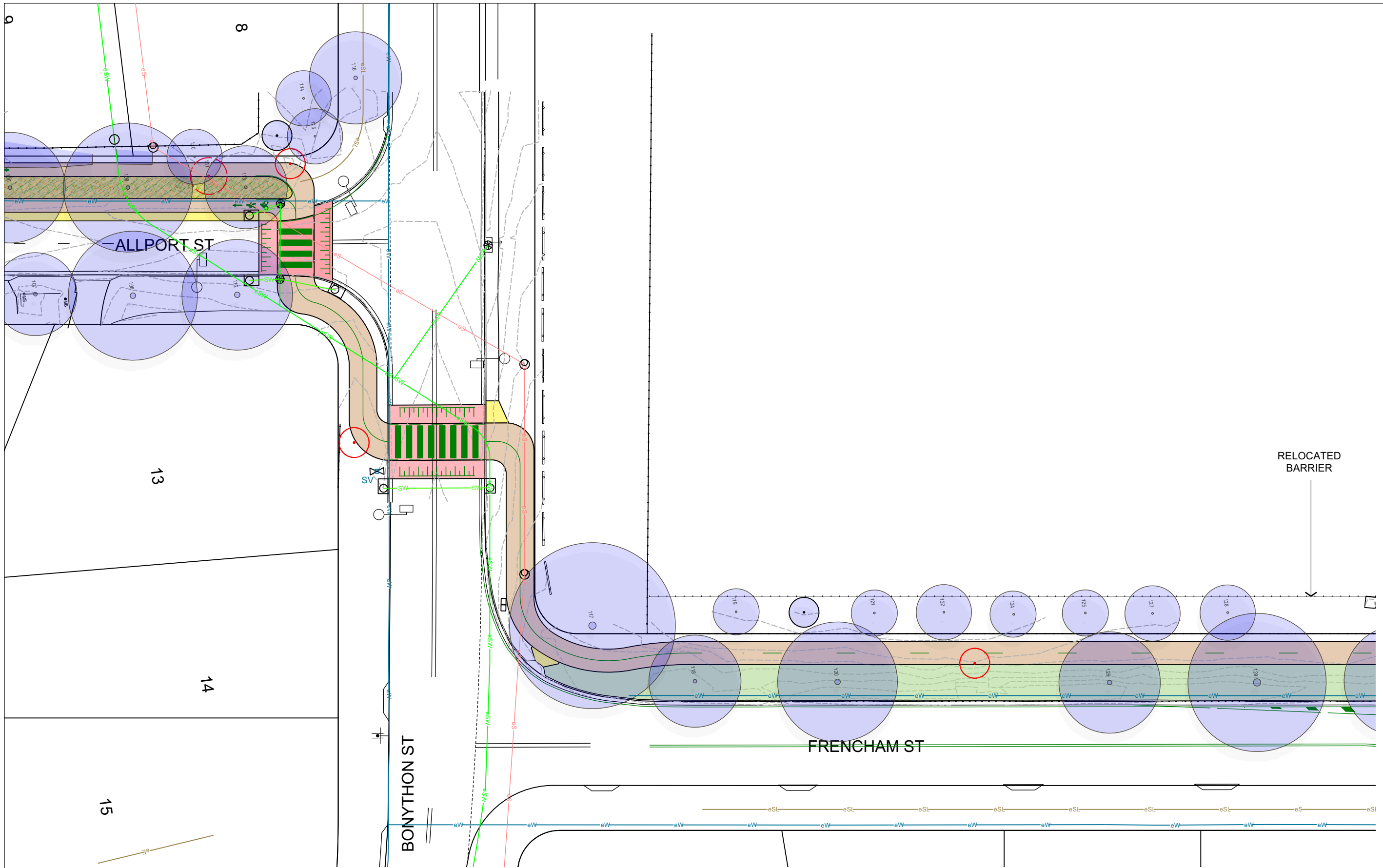


Garden City Cycle Route
 Segment 6B
 Landscaping Plan

Tait Network

PROJECT NUMBER
 22/14
 REVISION
 C

DRAWING NUMBER
LP31



REVISION

C	Issue for PSP
B	Issue for Review
A	Issue for Review

14/09/23	RA
29/08/23	RA
18/08/23	RA


ISSUE TYPE

PSP

Drawn By CS, GS, BT
Checked By RA

SCALE

Scale at A1 1:200
Scale at A3 1:400



Figured dimensions shown on drawings take precedence over scaled dimensions. Do not scale off drawings

CONSULTANTS

- Surveyor
- Consultant
- Arborist
- Consultant
- Heritage
- Consultant
- Civil
- Consultant

CLIENT



Garden City Cycle Route
Segment 6B
Landscaping Plan

Tait Network

PROJECT NUMBER
22/14
REVISION
C

DRAWING NUMBER
LP32



REVISION

C	Issue for PSP
B	Issue for Review
A	Issue for Review

14/09/23	RA
29/08/23	RA
18/08/23	RA


ISSUE TYPE

PSP

Drawn By	CS, GS, BT
Checked By	RA

SCALE

Scale at A1 1:200
 Scale at A3 1:400



Figured dimensions shown on drawings take precedence over scaled dimensions. Do not scale off drawings

CONSULTANTS

- Surveyor
- Consultant
- Arborist
- Consultant
- Heritage
- Consultant
- Civil
- Consultant

CLIENT

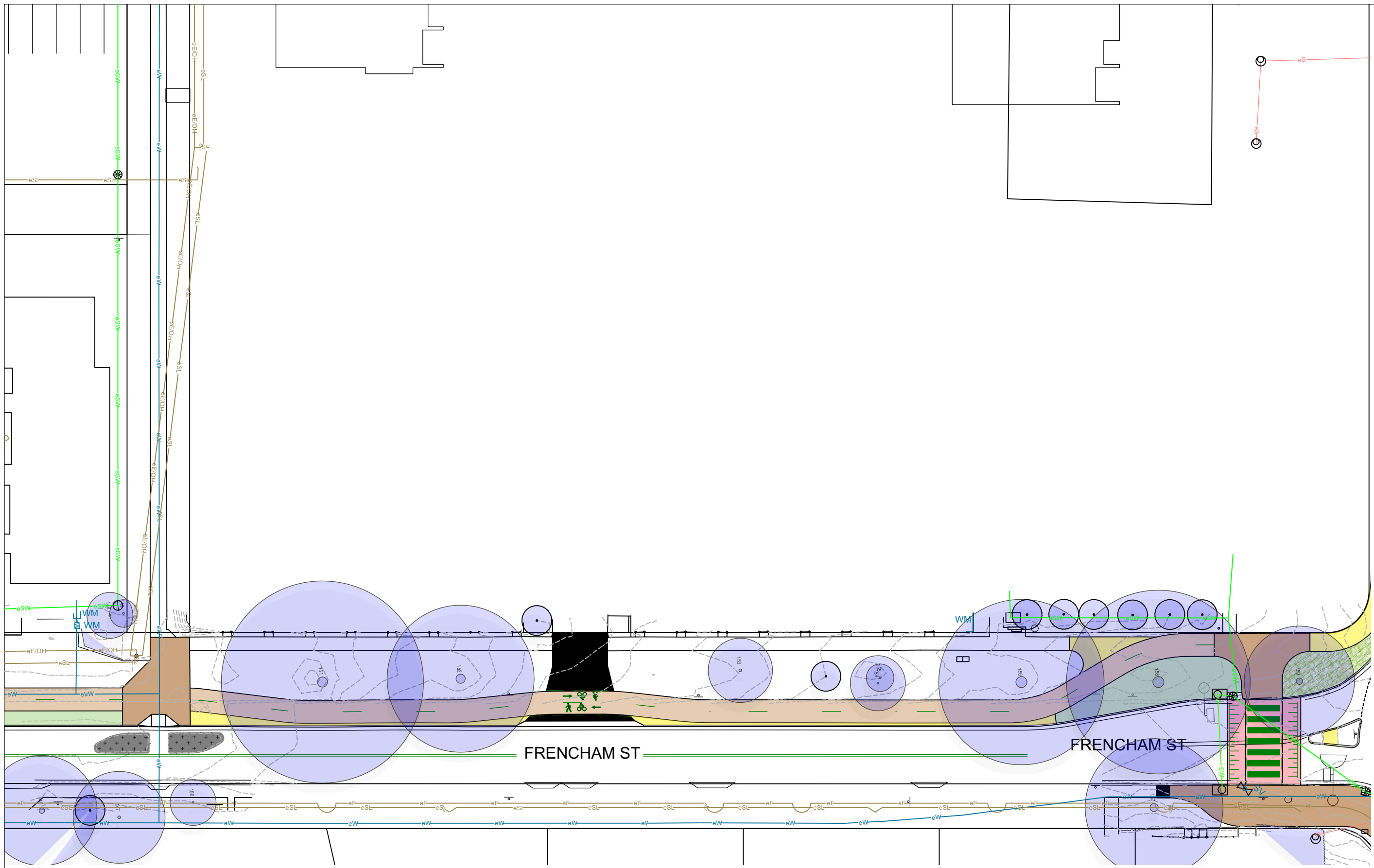


Garden City Cycle Route
 Segment 6B
 Landscaping Plan

Tait Network

PROJECT NUMBER
 22/14
 REVISION
 C

DRAWING NUMBER
LP33



REVISION	ISSUE TYPE
C Issue for PSP	14/09/23 RA
B Issue for Review	29/08/23 RA
A Issue for Review	18/08/23 RA

PSP

Drawn By CS, GS, BT
Checked By RA

SCALE
Scale at A1 1:200
Scale at A3 1:400

Figured dimensions shown on drawings take precedence over scaled dimensions. Do not scale off drawings

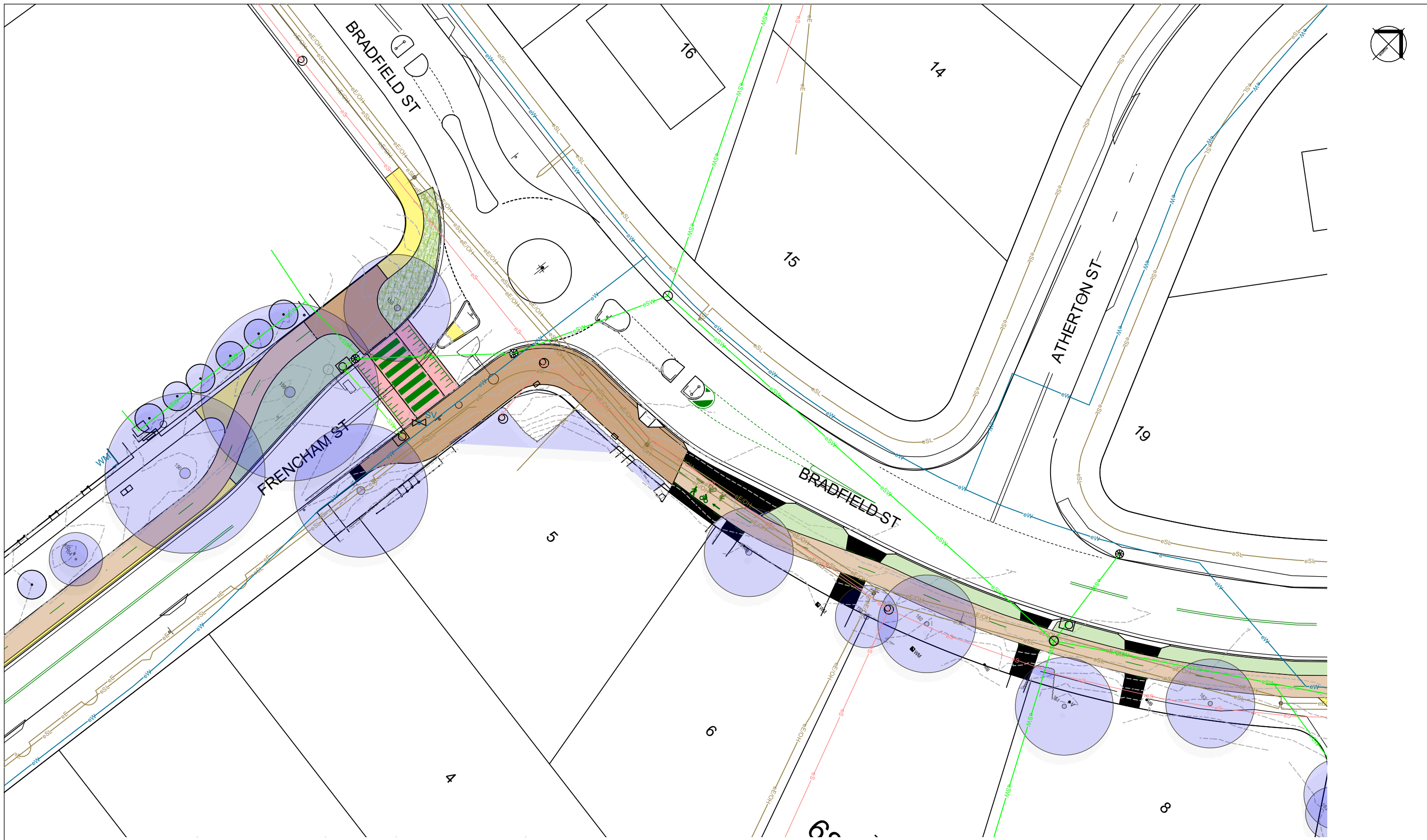
CONSULTANTS
Surveyor
Consultant
Arborist
Consultant
Heritage
Consultant
Civil
Consultant

CLIENT

Garden City Cycle Route
Segment 6B
Landscaping Plan

Tait Network

PROJECT NUMBER
22/14
REVISION
C
DRAWING NUMBER
LP34



REVISION

C	Issue for PSP
B	Issue for Review
A	Issue for Review

14/09/23	RA
29/08/23	RA
18/08/23	RA


ISSUE TYPE

PSP

Drawn By CS, GS, BT
Checked By RA

SCALE

Scale at A1 1:200
Scale at A3 1:400



Figured dimensions shown on drawings take precedence over scaled dimensions. Do not scale off drawings

CONSULTANTS

- Surveyor
- Consultant
- Arborist
- Consultant
- Heritage
- Consultant
- Civil
- Consultant

CLIENT

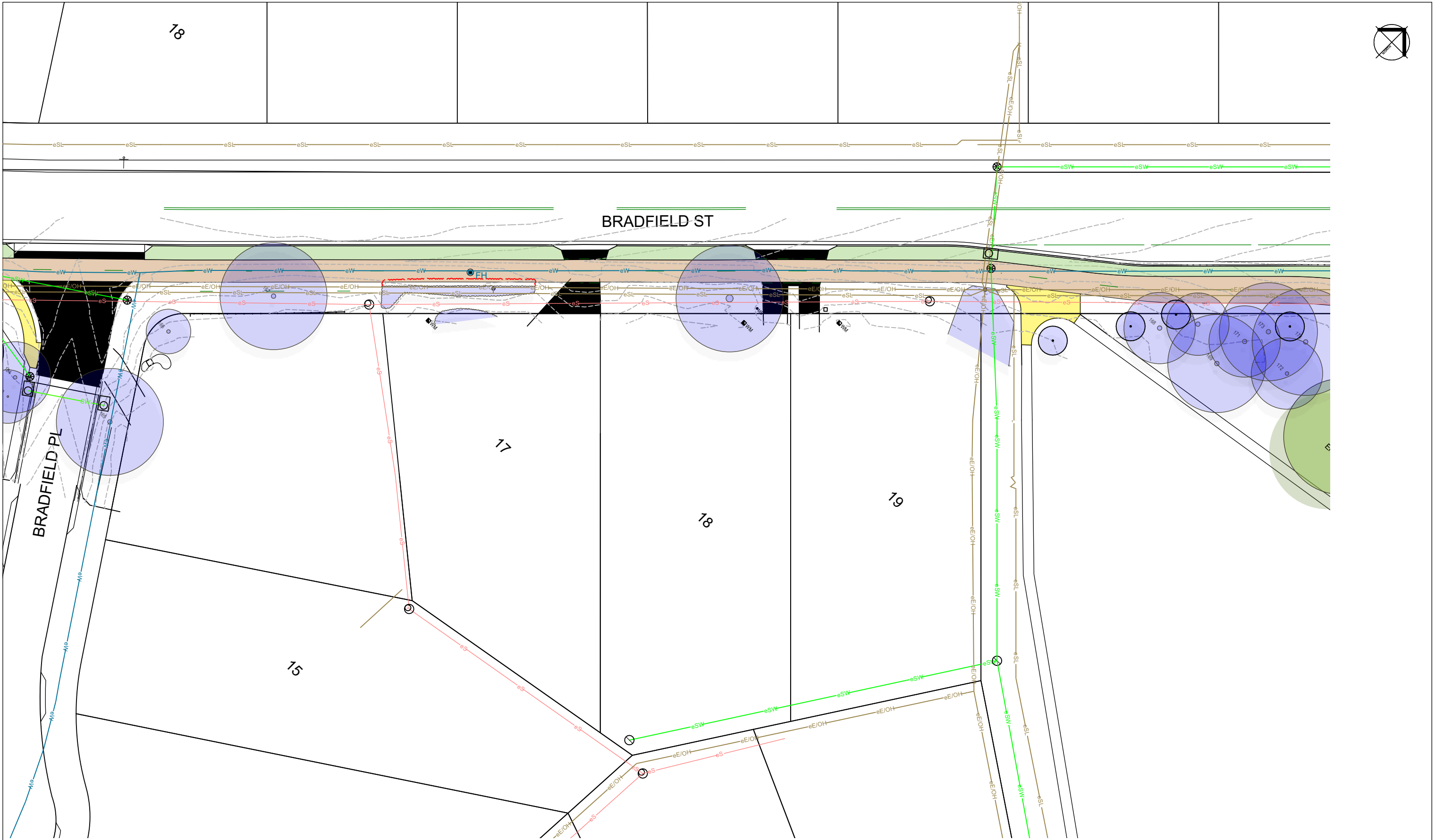


Garden City Cycle Route
Segment 6B
Landscaping Plan

Tait Network

PROJECT NUMBER
22/14
REVISION
C

DRAWING NUMBER
LP35



REVISION

- | | |
|---|------------------|
| C | Issue for PSP |
| B | Issue for Review |
| A | Issue for Review |

14/09/23	RA
29/08/23	RA
18/08/23	RA


ISSUE TYPE

PSP

Drawn By CS, GS, BT
Checked By RA

SCALE

Scale at A1 1:200
Scale at A3 1:400



Figured dimensions shown on drawings take precedence over scaled dimensions. Do not scale off drawings

CONSULTANTS

- Surveyor
- Consultant
- Arborist
- Consultant
- Heritage
- Consultant
- Civil
- Consultant

CLIENT

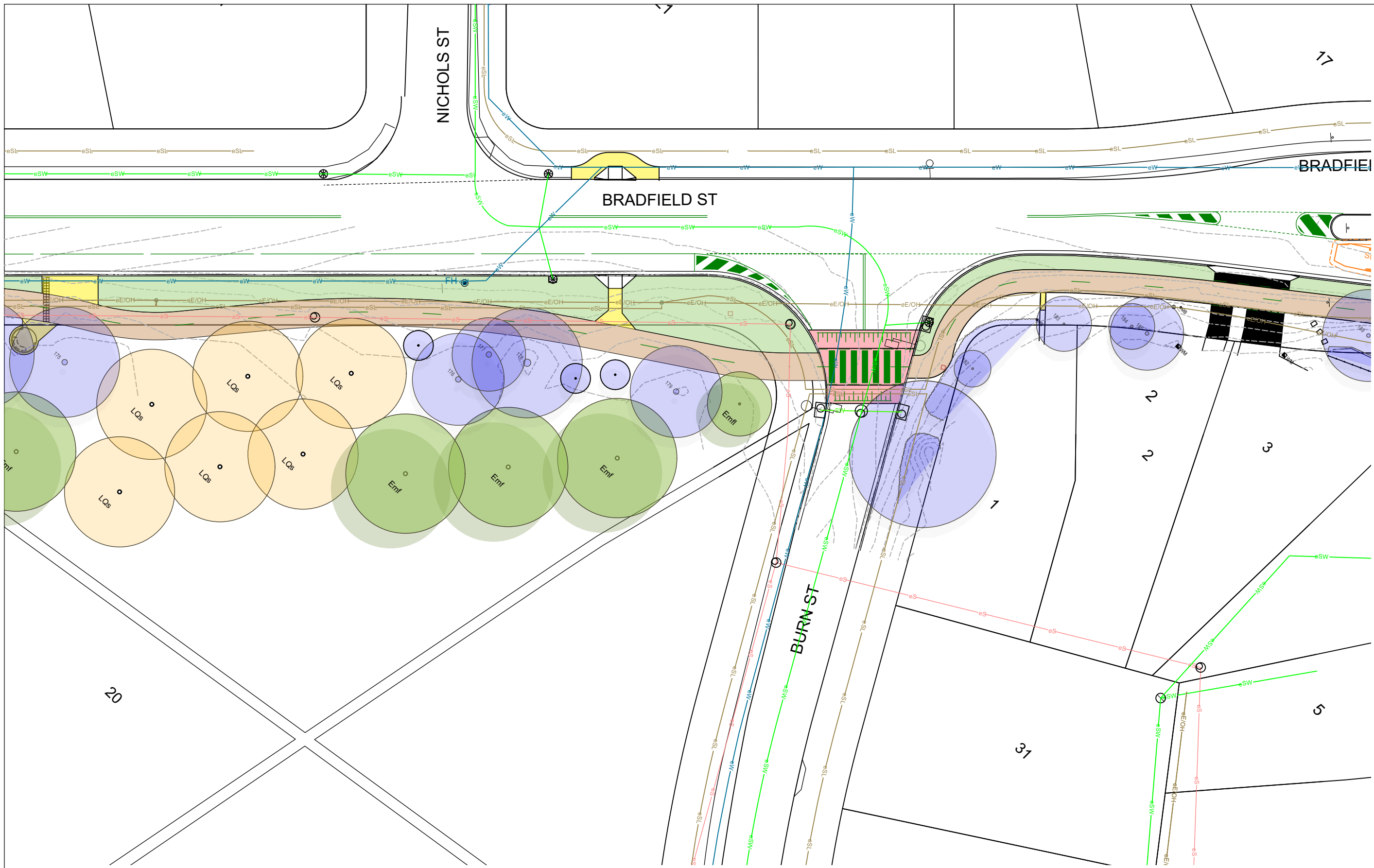


Garden City Cycle Route
Segment 6B
Landscaping Plan

Tait Network

PROJECT NUMBER
22/14
REVISION
C

DRAWING NUMBER
LP36



REVISION	ISSUE TYPE
C Issue for PSP B Issue for Review A Issue for Review	PSP Drawn By CS, GS, BT Checked By RA

14/09/23 RA
29/08/23 RA
18/08/23 RA

SCALE
Scale at A1 1:200
Scale at A3 1:400

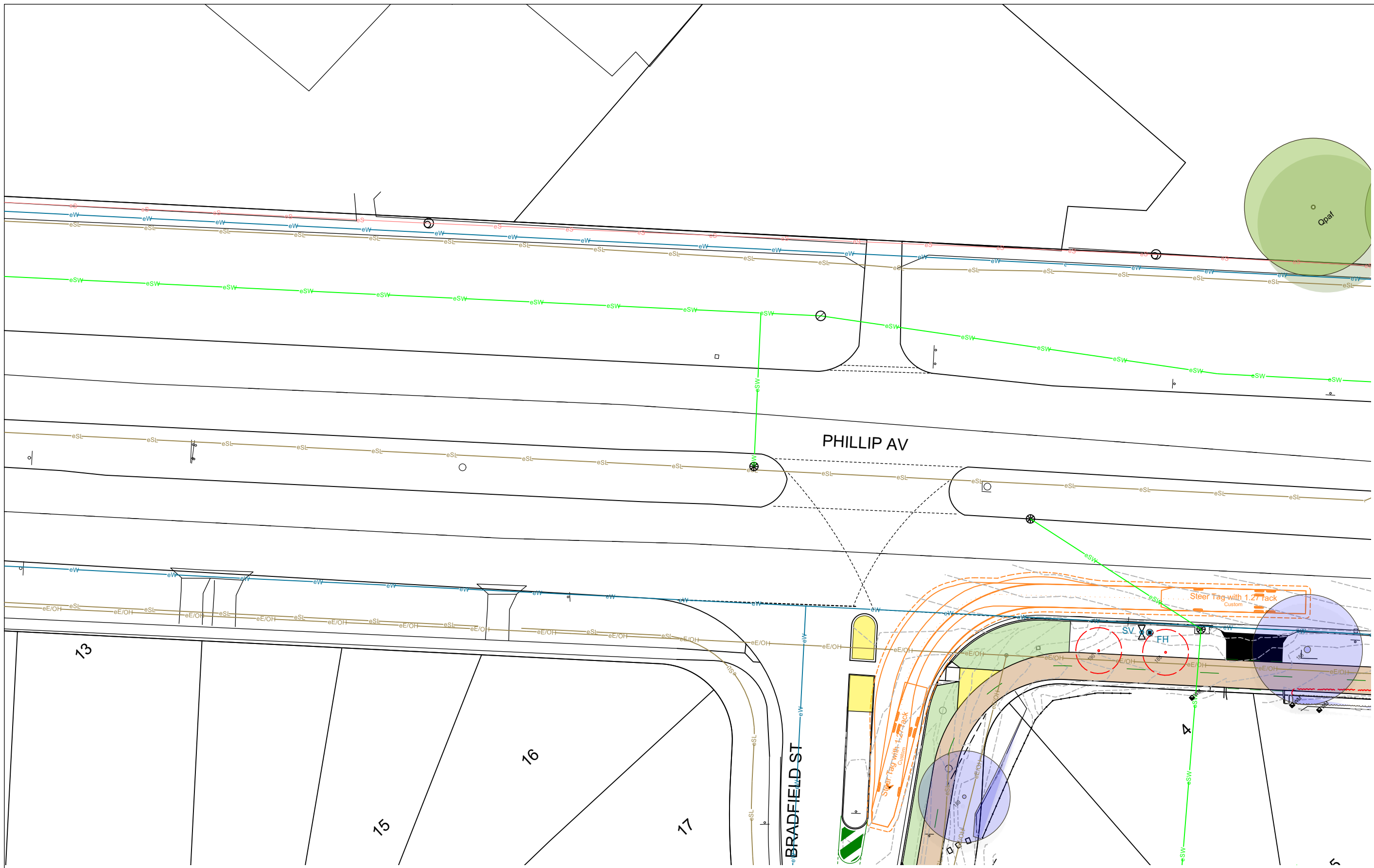
Figured dimensions shown on drawings take precedence over scaled dimensions. Do not scale off drawings

CONSULTANTS
Surveyor
Consultant
Arborist
Consultant
Heritage
Consultant
Civil
Consultant

CLIENT

Garden City Cycle Route
Segment 6B
Landscaping Plan
Tait Network

PROJECT NUMBER
22/14
REVISION
C
DRAWING NUMBER
LP37



REVISION

- C Issue for PSP
- B Issue for Review
- A Issue for Review

14/09/23 RA
 29/08/23 RA
 18/08/23 RA


ISSUE TYPE

PSP

Drawn By CS, GS, BT
 Checked By RA

SCALE

Scale at A1 1:200
 Scale at A3 1:400



Figured dimensions shown on drawings take precedence over scaled dimensions. Do not scale off drawings

CONSULTANTS

- Surveyor
- Consultant
- Arborist
- Consultant
- Heritage
- Consultant
- Civil
- Consultant

CLIENT



Garden City Cycle Route
 Segment 6B
 Landscaping Plan

Tait Network

PROJECT NUMBER
 22/14
 REVISION
 C

DRAWING NUMBER
LP38



REVISION

C	Issue for PSP
B	Issue for Review
A	Issue for Review

14/09/23	RA
29/08/23	RA
18/08/23	RA


ISSUE TYPE

PSP

Drawn By	CS, GS, BT
Checked By	RA

SCALE

Scale at A1 1:200
Scale at A3 1:400



Figured dimensions shown on drawings take precedence over scaled dimensions. Do not scale off drawings

CONSULTANTS

- Surveyor
- Consultant
- Arborist
- Consultant
- Heritage
- Consultant
- Civil
- Consultant

CLIENT



Garden City Cycle Route
Segment 6B
Landscaping Plan

Tait Network

PROJECT NUMBER
22/14
REVISION
C

DRAWING NUMBER
LP39



REVISION	ISSUE TYPE
C Issue for PSP B Issue for Review A Issue for Review	PSP Drawn By CS, GS, BT Checked By RA

14/09/23 RA
29/08/23 RA
18/08/23 RA

SCALE
Scale at A1 1:200
Scale at A3 1:400

Figured dimensions shown on drawings take precedence over scaled dimensions. Do not scale off drawings

CONSULTANTS
Surveyor
Consultant
Arborist
Consultant
Heritage
Consultant
Civil
Consultant

CLIENT

R.D. Gossip Pty Ltd
Consulting Engineers



Garden City Cycle Route
Segment 6B
Landscaping Plan
Tait Network

PROJECT NUMBER
22/14
REVISION
C
DRAWING NUMBER
LP40



REVISION	ISSUE TYPE
C Issue for PSP B Issue for Review A Issue for Review	PSP Drawn By CS, GS, BT Checked By RA

14/09/23 RA
29/08/23 RA
18/08/23 RA

SCALE
Scale at A1 1:200
Scale at A3 1:400

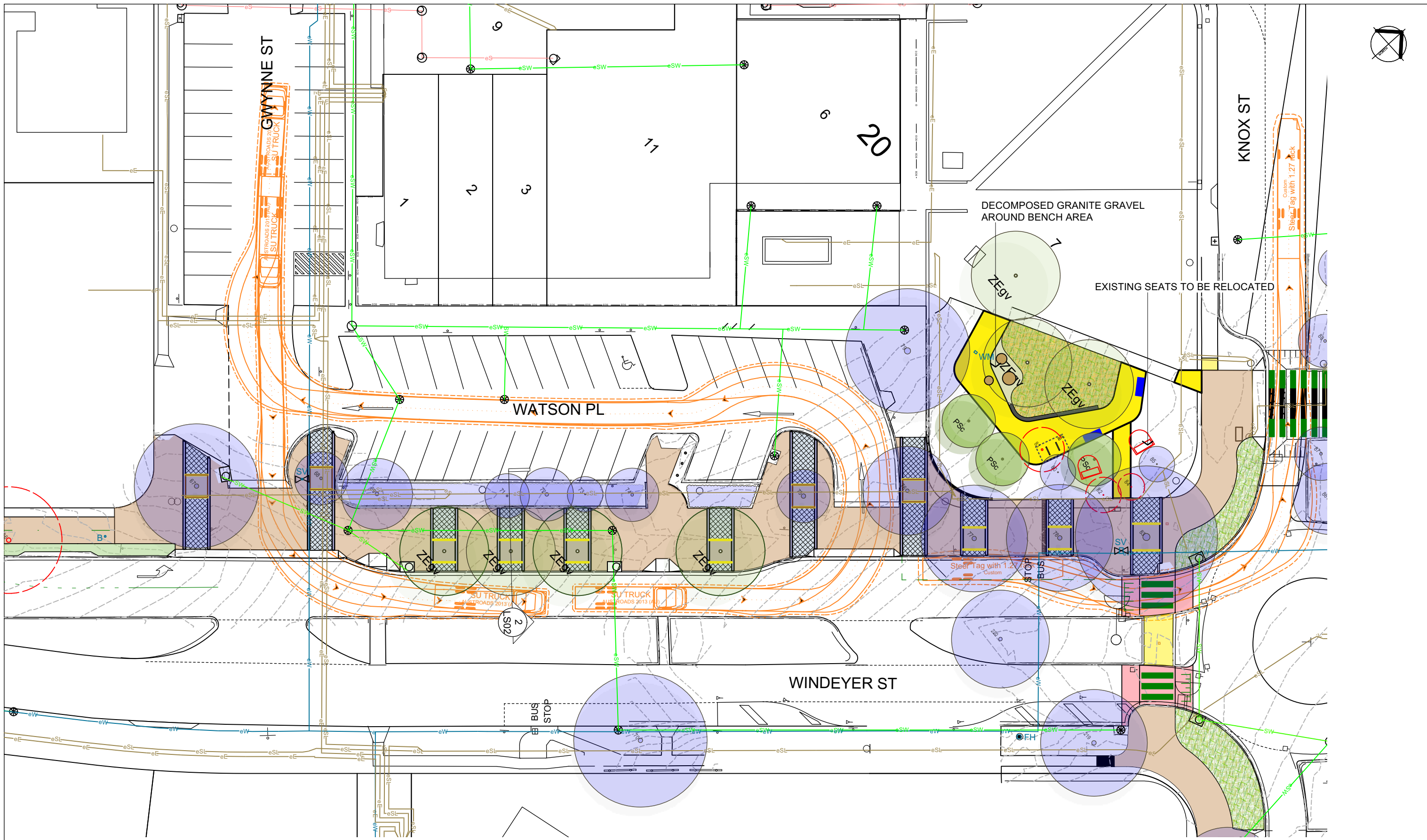
Figured dimensions shown on drawings take precedence over scaled dimensions. Do not scale off drawings

CONSULTANTS
Surveyor
Consultant
Arborist
Consultant
Heritage
Consultant
Civil
Consultant

CLIENT

Garden City Cycle Route
Segment 6B
Landscaping Plan
Tait Network

PROJECT NUMBER
22/14
REVISION
C
DRAWING NUMBER
LP41



REVISION

C	Issue for PSP
B	Issue for Review
A	Issue for Review

14/09/23	RA
29/08/23	RA
18/08/23	RA


ISSUE TYPE

PSP

Drawn By	CS, GS, BT
Checked By	RA

SCALE

Scale at A1 1:200
Scale at A3 1:400



Figured dimensions shown on drawings take precedence over scaled dimensions. Do not scale off drawings

CONSULTANTS

- Surveyor
- Consultant
- Arborist
- Consultant
- Heritage
- Consultant
- Civil
- Consultant

CLIENT

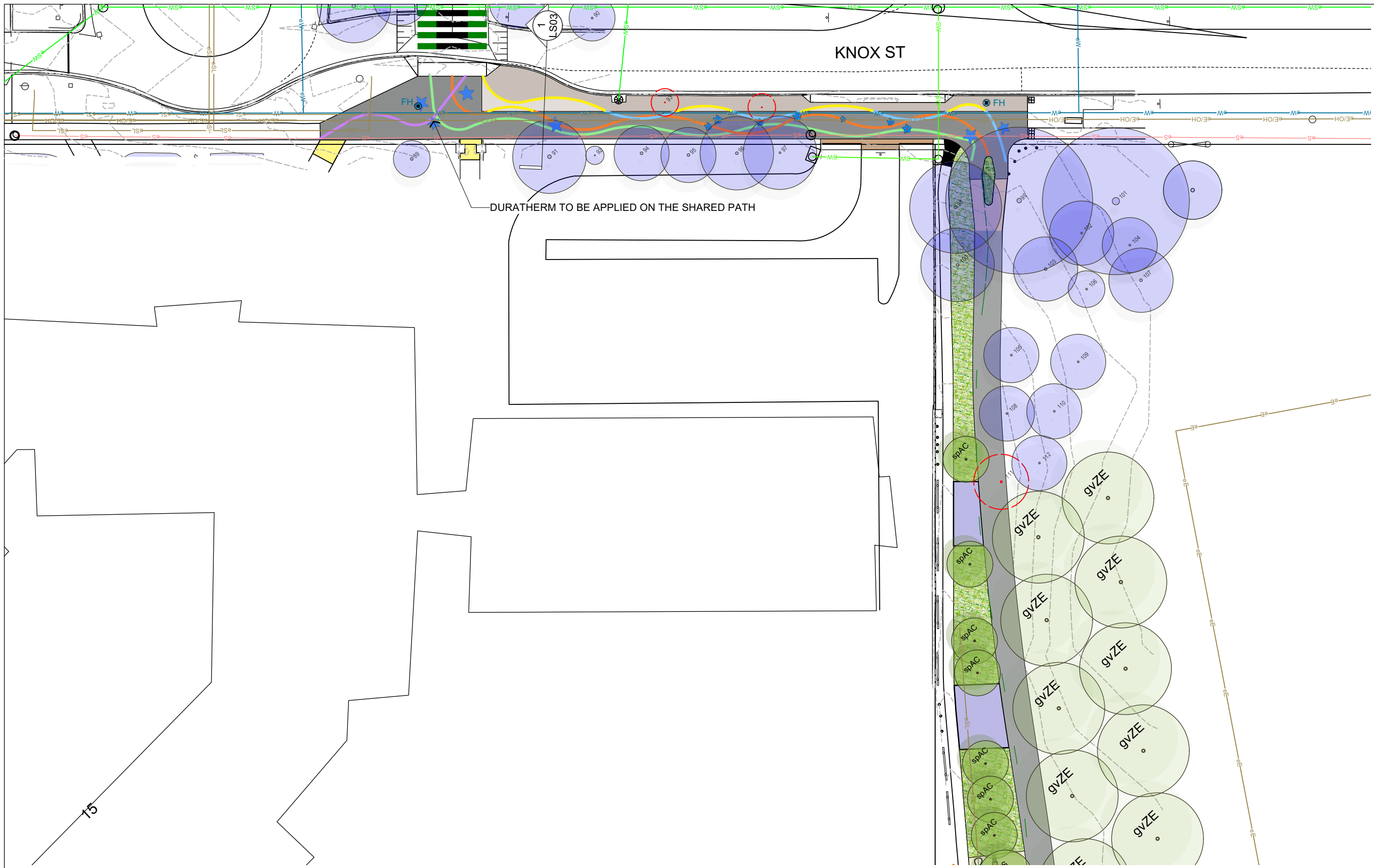


Garden City Cycle Route
Segment 6B
Landscaping Plan

Tait Network

PROJECT NUMBER
22/14
REVISION
C

DRAWING NUMBER
LP42



REVISION

C	Issue for PSP
B	Issue for Review
A	Issue for Review

14/09/23	RA
29/08/23	RA
18/08/23	RA


ISSUE TYPE

PSP

Drawn By CS, GS, BT
Checked By RA

SCALE

Scale at A1 1:200
Scale at A3 1:400



Figured dimensions shown on drawings take precedence over scaled dimensions. Do not scale off drawings

CONSULTANTS

- Surveyor
- Consultant
- Arborist
- Consultant
- Heritage
- Consultant
- Civil
- Consultant

CLIENT



Garden City Cycle Route
Segment 7
Landscaping Plan

Tait Network

PROJECT NUMBER
22/14
REVISION
C

DRAWING NUMBER
LP43



REVISION

- C Issue for PSP
- B Issue for Review
- A Issue for Review

14/09/23 RA
 29/08/23 RA
 18/08/23 RA


ISSUE TYPE

PSP

Drawn By CS, GS, BT
 Checked By RA

SCALE

Scale at A1 1:200
 Scale at A3 1:400



Figured dimensions shown on drawings take precedence over scaled dimensions. Do not scale off drawings

CONSULTANTS

- Surveyor
- Consultant
- Arborist
- Consultant
- Heritage
- Consultant
- Civil
- Consultant

CLIENT

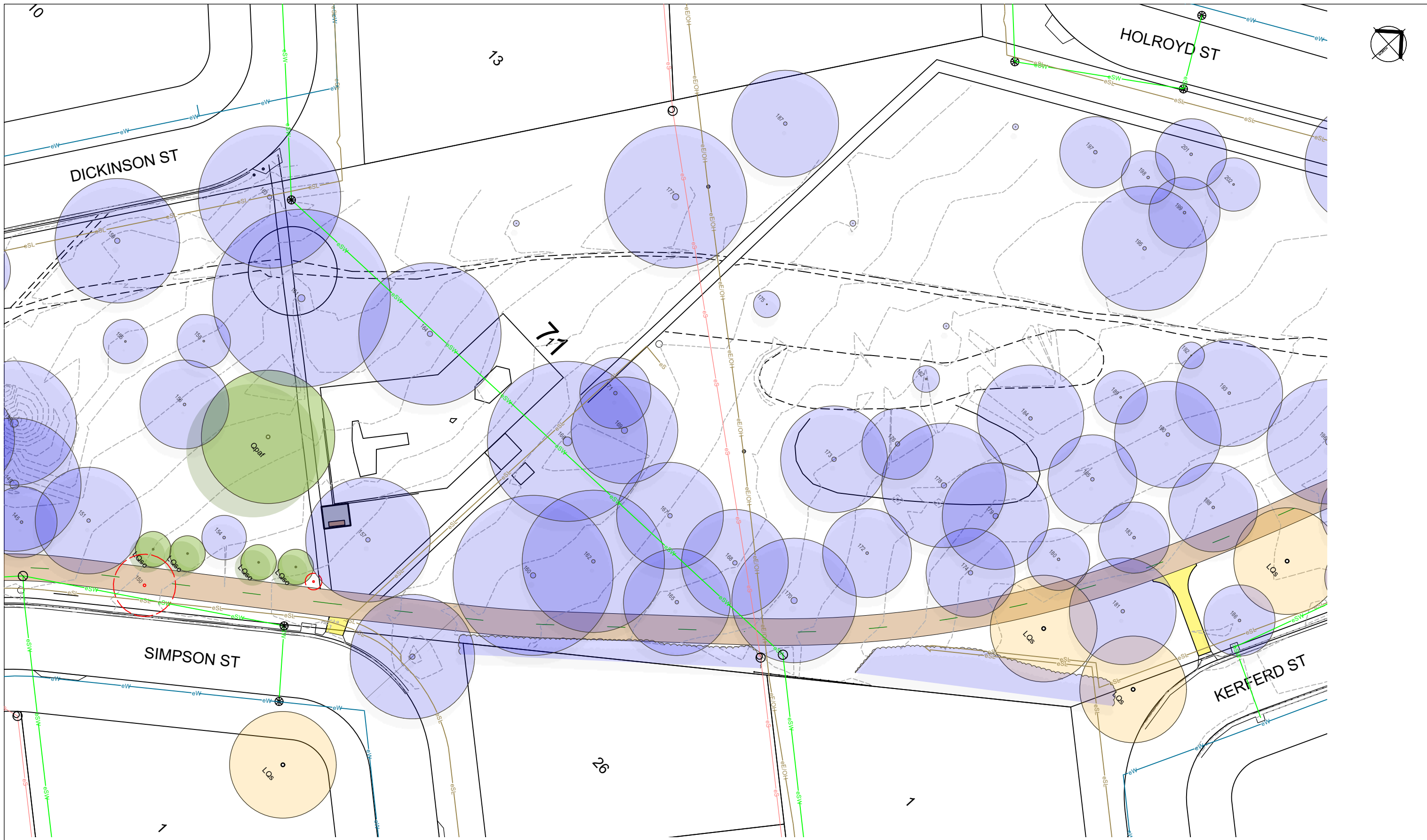


Garden City Cycle Route
 Segment 7
 Landscaping Plan

Tait Network

PROJECT NUMBER
 22/14
 REVISION
 C

DRAWING NUMBER
LP44



REVISION	ISSUE TYPE
C Issue for PSP	14/09/23 RA
B Issue for Review	29/08/23 RA
A Issue for Review	18/08/23 RA

PSP

Drawn By CS, GS, BT
Checked By RA

SCALE
Scale at A1 1:200
Scale at A3 1:400

Figured dimensions shown on drawings take precedence over scaled dimensions. Do not scale off drawings

CONSULTANTS
Surveyor
Consultant
Arborist
Consultant
Heritage
Consultant
Civil
Consultant

CLIENT

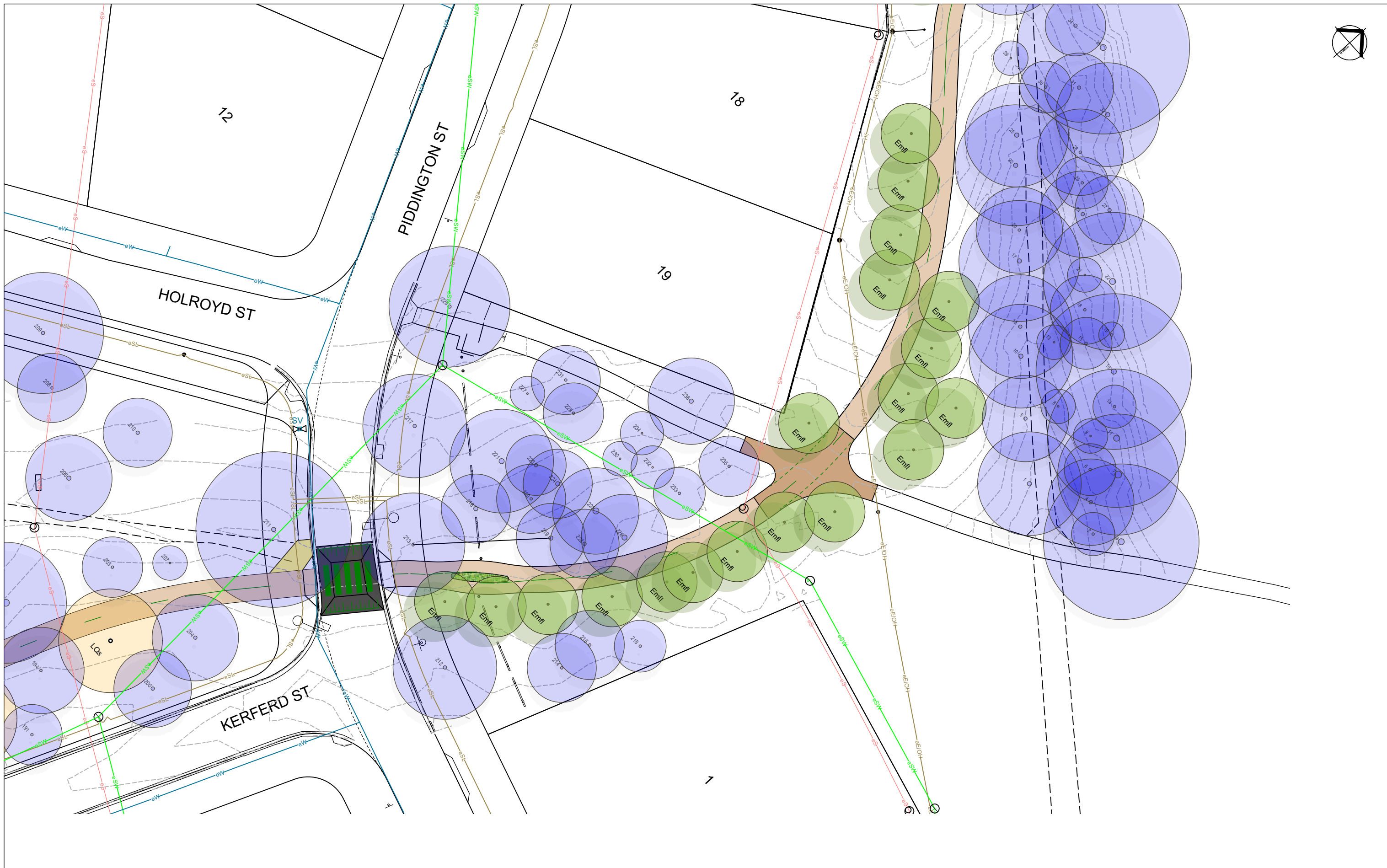
R.D. Gossip Pty Ltd
Consulting Engineers

ACT
Government

Garden City Cycle Route
Segment 7
Landscaping Plan

Tait Network

PROJECT NUMBER
22/14
REVISION
C
DRAWING NUMBER
LP45



REVISION	ISSUE TYPE
C Issue for PSP	PSP
B Issue for Review	
A Issue for Review	

DATE	BY	ROLE
14/09/23	RA	Drawn By
29/08/23	RA	Checked By
18/08/23	RA	Checked By

SCALE
 Scale at A1 1:200
 Scale at A3 1:400

Figured dimensions shown on drawings take precedence over scaled dimensions. Do not scale off drawings

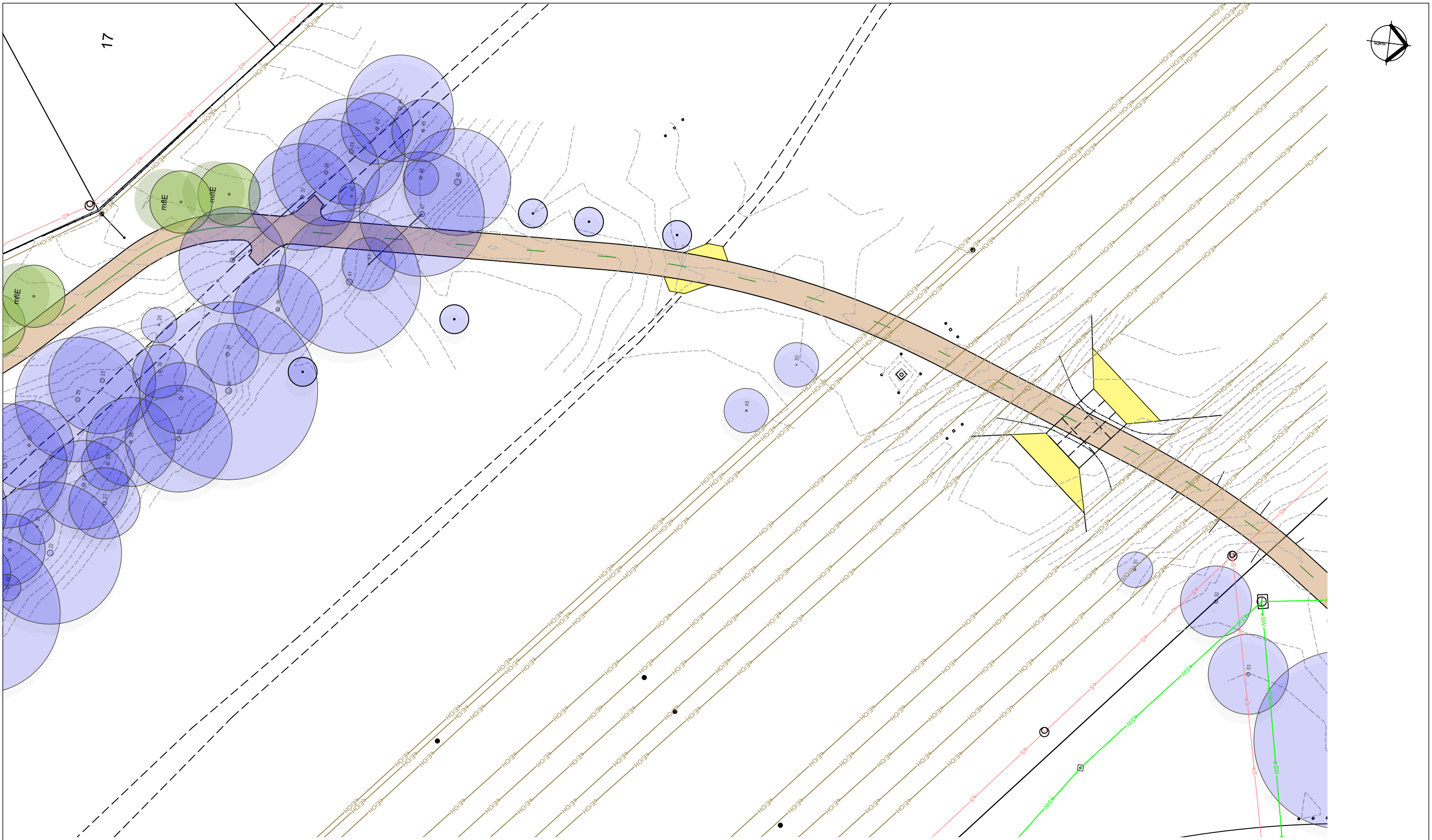
CONSULTANTS
 Surveyor
 Consultant
 Arborist
 Consultant
 Heritage
 Consultant
 Civil
 Consultant

CLIENT

Garden City Cycle Route
 Segment 7
 Landscaping Plan

Tait Network

PROJECT NUMBER
22/14
 REVISION
C
 DRAWING NUMBER
LP46



REVISION

C	Issue for PSP
B	Issue for Review
A	Issue for Review

14/09/23	RA
29/08/23	RA
18/08/23	RA


ISSUE TYPE

PSP

Drawn By CS, GS, BT
Checked By RA

SCALE

Scale at A1 1:200
Scale at A3 1:400



Figured dimensions shown on drawings take precedence over scaled dimensions. Do not scale off drawings

CONSULTANTS

- Surveyor
- Consultant
- Arborist
- Consultant
- Heritage
- Consultant
- Civil
- Consultant

CLIENT



Garden City Cycle Route
Segment 7
Landscaping Plan

Tait Network

PROJECT NUMBER
22/14
REVISION
C

DRAWING NUMBER
LP47



REVISION	ISSUE TYPE
C Issue for PSP	14/09/23 RA
B Issue for Review	29/08/23 RA
A Issue for Review	18/08/23 RA

PSP

Drawn By CS, GS, BT
Checked By RA

SCALE
Scale at A1 1:200
Scale at A3 1:400

Figured dimensions shown on drawings take precedence over scaled dimensions. Do not scale off drawings

CONSULTANTS
Surveyor
Consultant
Arborist
Consultant
Heritage
Consultant
Civil
Consultant

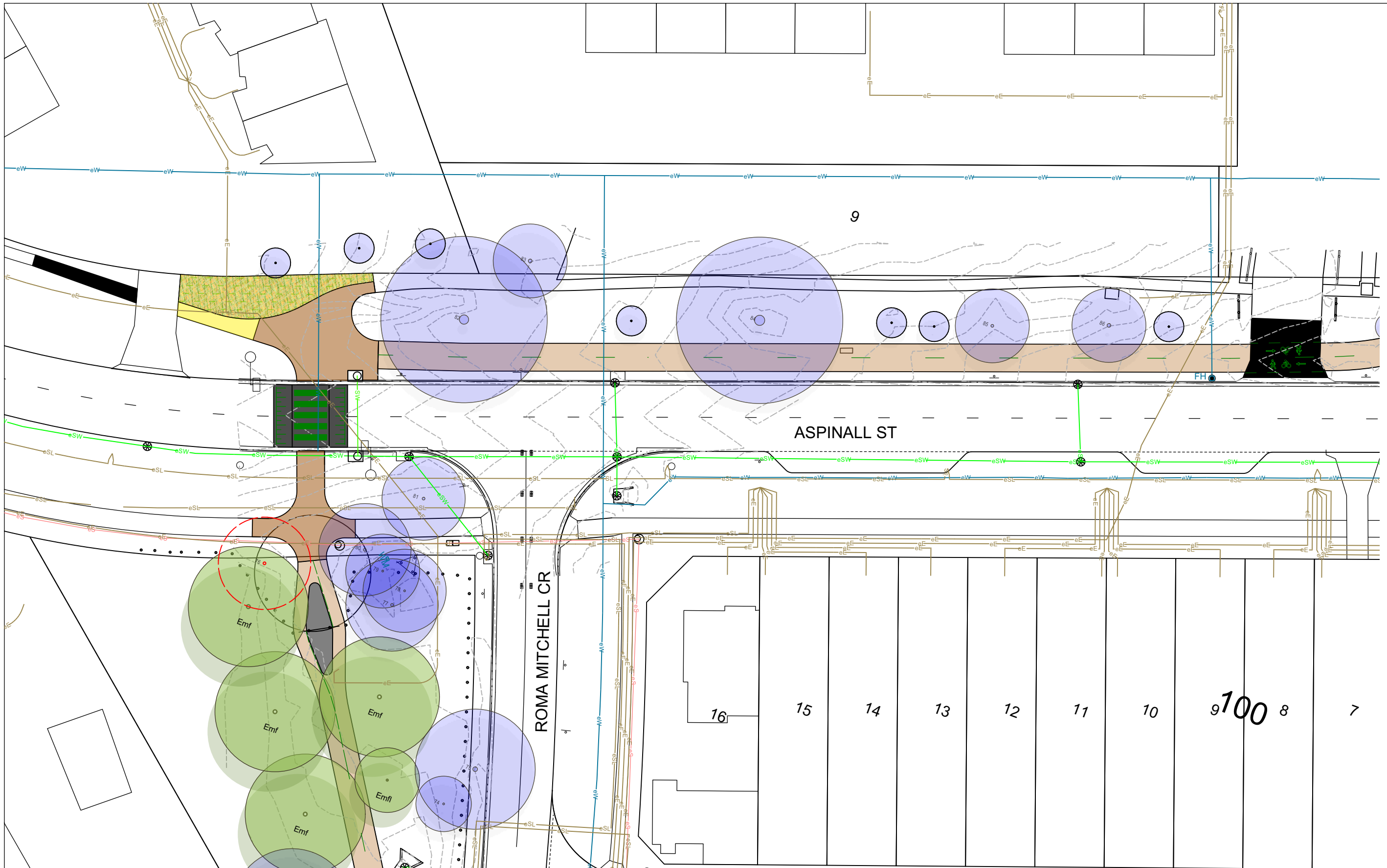
CLIENT

R.D. Gossip Pty Ltd
Consulting Engineers



Garden City Cycle Route
Segment 7
Landscaping Plan
Tait Network

PROJECT NUMBER
22/14
REVISION
C
DRAWING NUMBER
LP48



REVISION

- C Issue for PSP
- B Issue for Review
- A Issue for Review

14/09/23 RA
 29/08/23 RA
 18/08/23 RA


ISSUE TYPE

PSP

Drawn By CS, GS, BT
 Checked By RA

SCALE

Scale at A1 1:200
 Scale at A3 1:400



Figured dimensions shown on drawings take precedence over scaled dimensions. Do not scale off drawings

CONSULTANTS

- Surveyor
- Consultant
- Arborist
- Consultant
- Heritage
- Consultant
- Civil
- Consultant

CLIENT

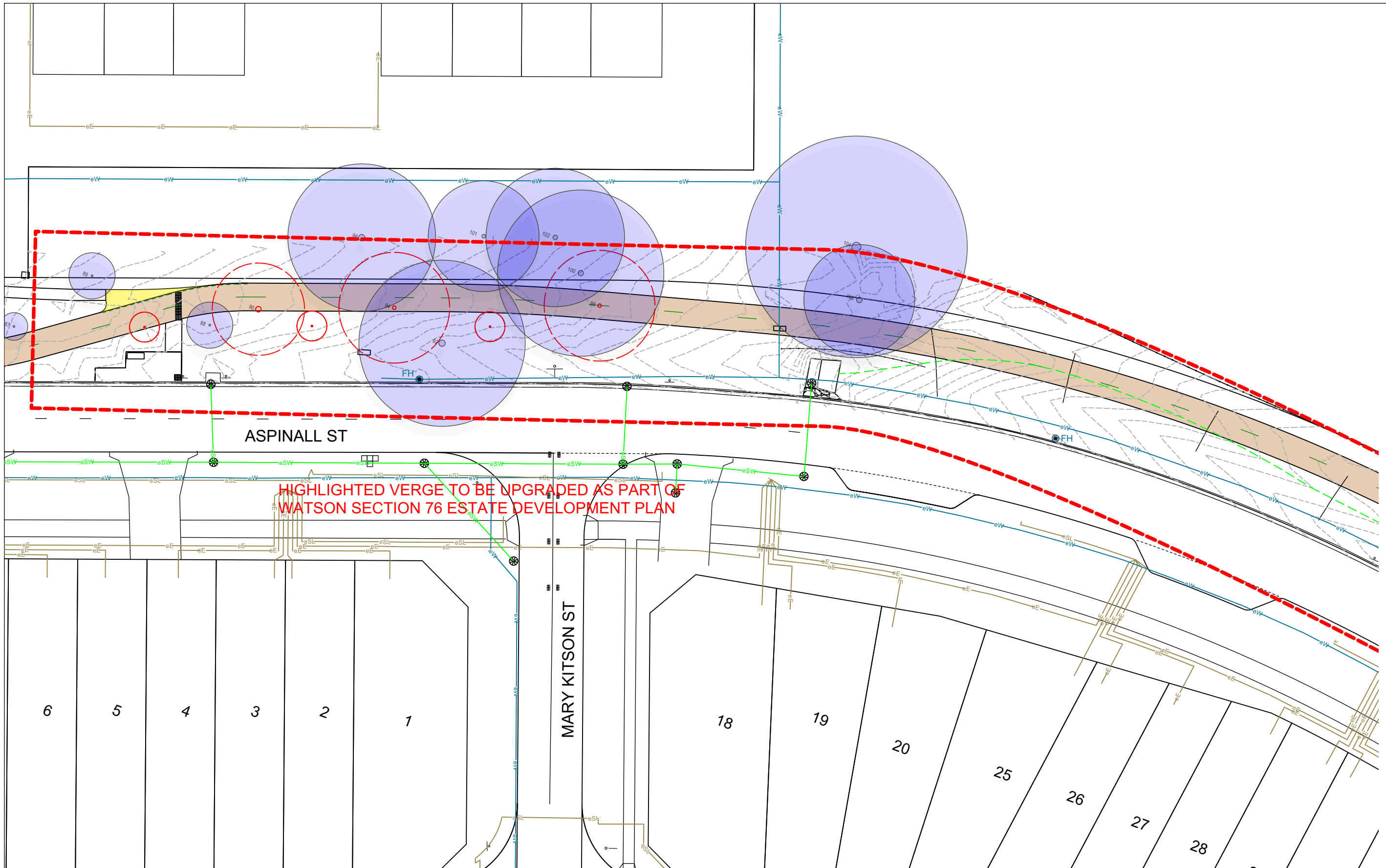


Garden City Cycle Route
 Segment 7
 Landscaping Plan

Tait Network

PROJECT NUMBER
 22/14
 REVISION
 C

DRAWING NUMBER
LP49



REVISION

C	Issue for PSP
B	Issue for Review
A	Issue for Review

14/09/23	RA
29/08/23	RA
18/08/23	RA


ISSUE TYPE

PSP

Drawn By	CS, GS, BT
Checked By	RA

SCALE

Scale at A1 1:200
Scale at A3 1:400



Figured dimensions shown on drawings take precedence over scaled dimensions. Do not scale off drawings

CONSULTANTS

- Surveyor
- Consultant
- Arborist
- Consultant
- Heritage
- Consultant
- Civil
- Consultant

CLIENT



Garden City Cycle Route
Segment 7
Landscaping Plan

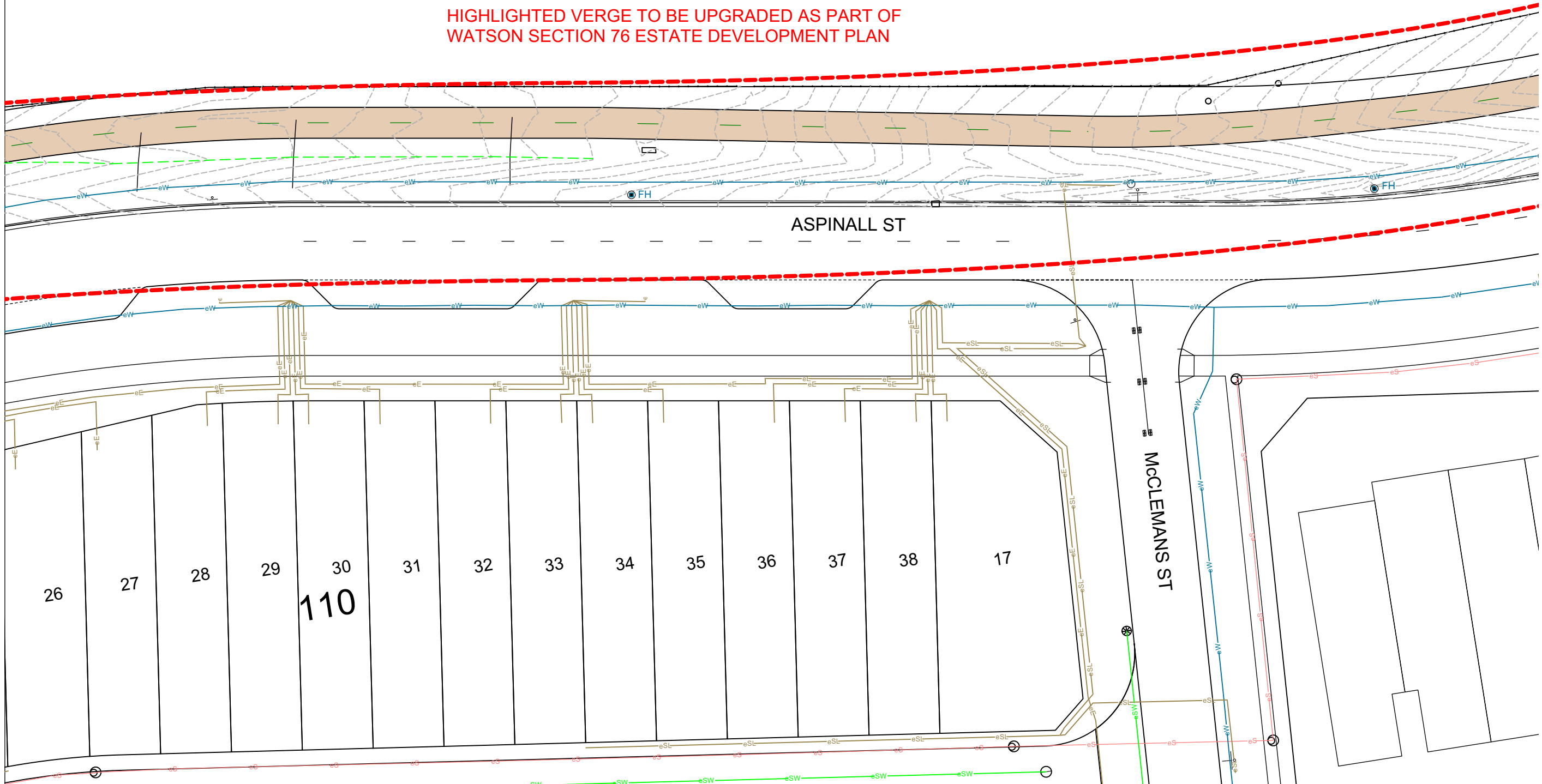
Tait Network

PROJECT NUMBER
22/14
REVISION
C

DRAWING NUMBER
LP50



HIGHLIGHTED VERGE TO BE UPGRADED AS PART OF WATSON SECTION 76 ESTATE DEVELOPMENT PLAN



REVISION

C	Issue for PSP
B	Issue for Review
A	Issue for Review

14/09/23	RA
29/08/23	RA
18/08/23	RA


ISSUE TYPE

PSP

Drawn By CS, GS, BT
Checked By RA

SCALE

Scale at A1 1:200
Scale at A3 1:400



Figured dimensions shown on drawings take precedence over scaled dimensions. Do not scale off drawings

CONSULTANTS

- Surveyor
- Consultant
- Arborist
- Consultant
- Heritage
- Consultant
- Civil
- Consultant

CLIENT

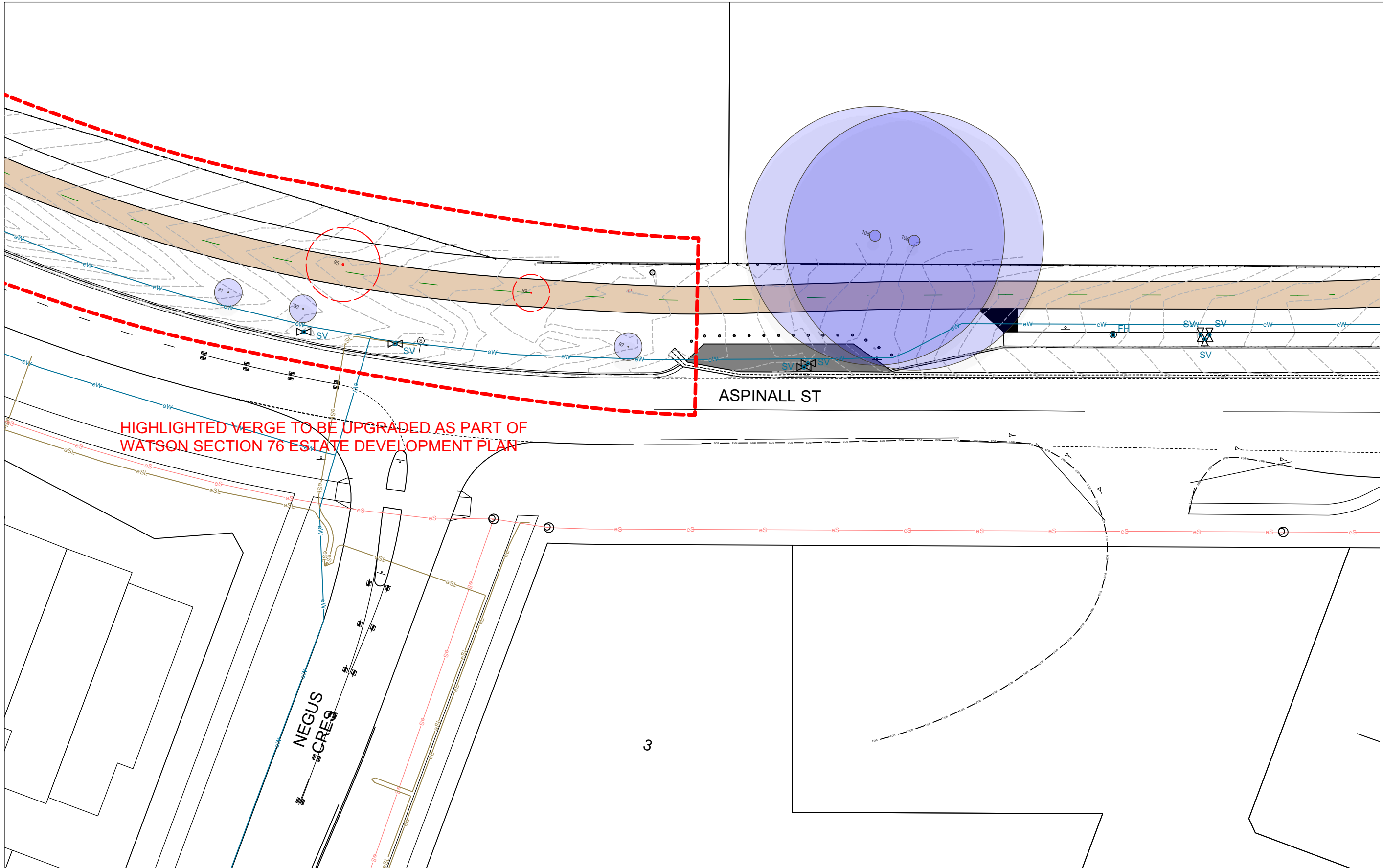


Garden City Cycle Route
Segment 7
Landscaping Plan

Tait Network

PROJECT NUMBER
22/14
REVISION
C

DRAWING NUMBER
LP51



HIGHLIGHTED VERGE TO BE UPGRADED AS PART OF WATSON SECTION 76 ESTATE DEVELOPMENT PLAN

REVISION

C	Issue for PSP
B	Issue for Review
A	Issue for Review

ISSUE TYPE


PSP

14/09/23	RA
29/08/23	RA
18/08/23	RA

Drawn By CS, GS, BT
Checked By RA

SCALE

Scale at A1 1:200
Scale at A3 1:400



Figured dimensions shown on drawings take precedence over scaled dimensions. Do not scale off drawings

CONSULTANTS

- Surveyor
- Consultant
- Arborist
- Consultant
- Heritage
- Consultant
- Civil
- Consultant

CLIENT



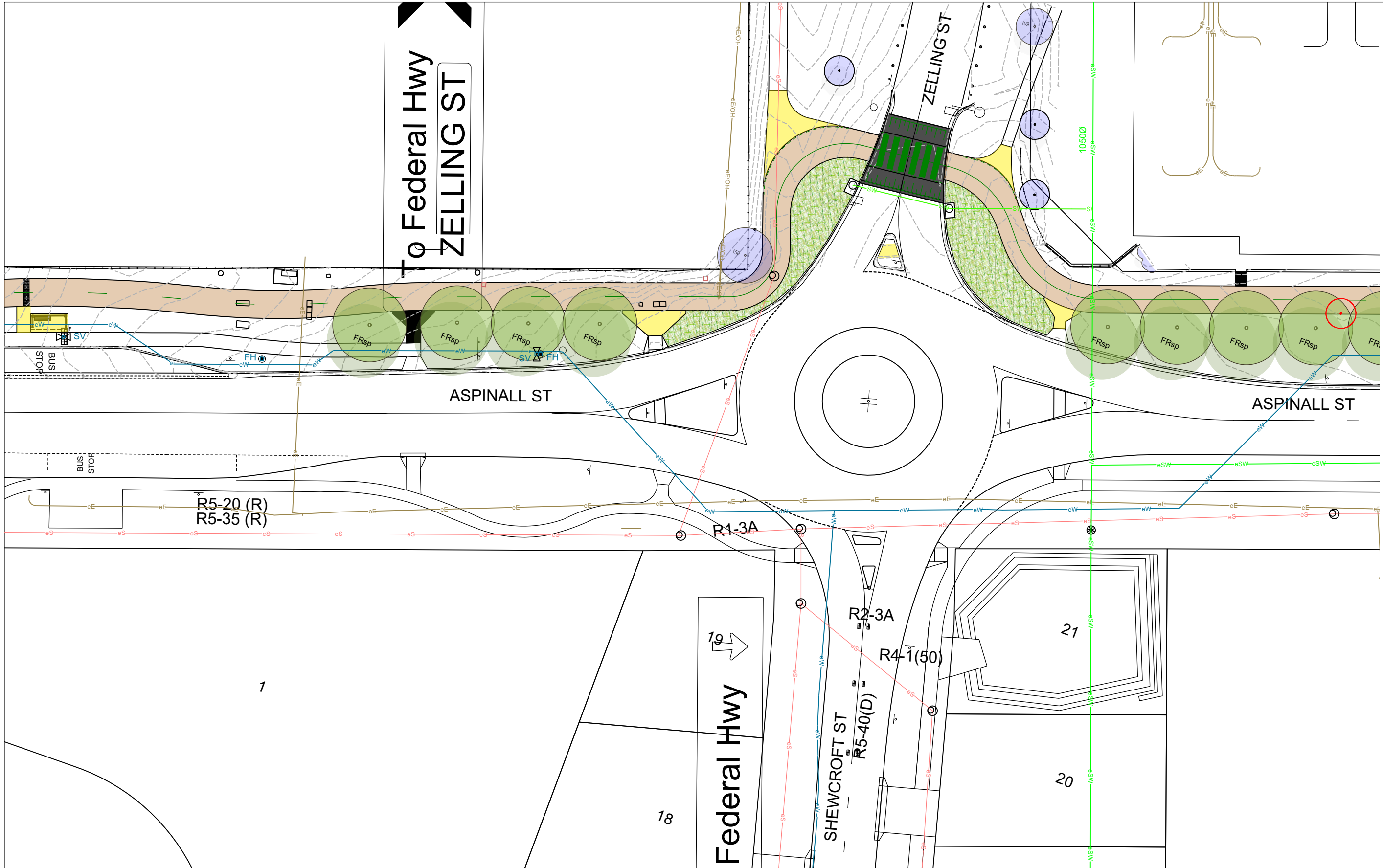
Garden City Cycle Route
Segment 7
Landscaping Plan

Tait Network

PROJECT NUMBER
22/14
REVISION
C

DRAWING NUMBER
LP52

To Federal Hwy
ZELLING ST



REVISION

- C Issue for PSP
- B Issue for Review
- A Issue for Review

14/09/23 RA
29/08/23 RA
18/08/23 RA


ISSUE TYPE

PSP

Drawn By CS, GS, BT
Checked By RA

SCALE

Scale at A1 1:200
Scale at A3 1:400



Figured dimensions shown on drawings take precedence over scaled dimensions. Do not scale off drawings

CONSULTANTS

- Surveyor
- Consultant
- Arborist
- Consultant
- Heritage
- Consultant
- Civil
- Consultant

CLIENT

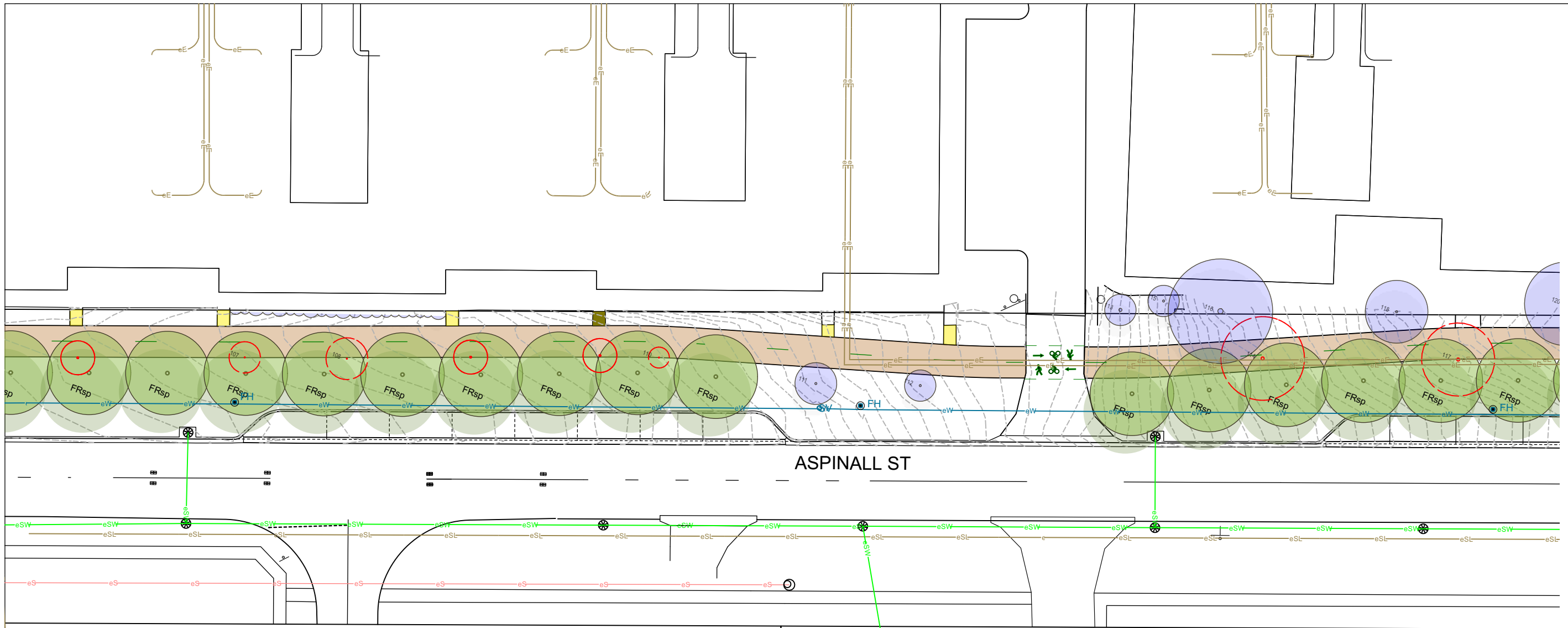


Garden City Cycle Route
Segment 7
Landscaping Plan

Tait Network

PROJECT NUMBER
22/14
REVISION
C

DRAWING NUMBER
LP53



ASPINAL ST

2

REVISION

- C Issue for PSP
- B Issue for Review
- A Issue for Review

14/09/23 RA
29/08/23 RA
18/08/23 RA


ISSUE TYPE

PSP

Drawn By CS, GS, BT
Checked By RA

SCALE

Scale at A1 1:200
Scale at A3 1:400



Figured dimensions shown on drawings take precedence over scaled dimensions. Do not scale off drawings

CONSULTANTS

- Surveyor
- Consultant
- Arborist
- Consultant
- Heritage
- Consultant
- Civil
- Consultant

CLIENT

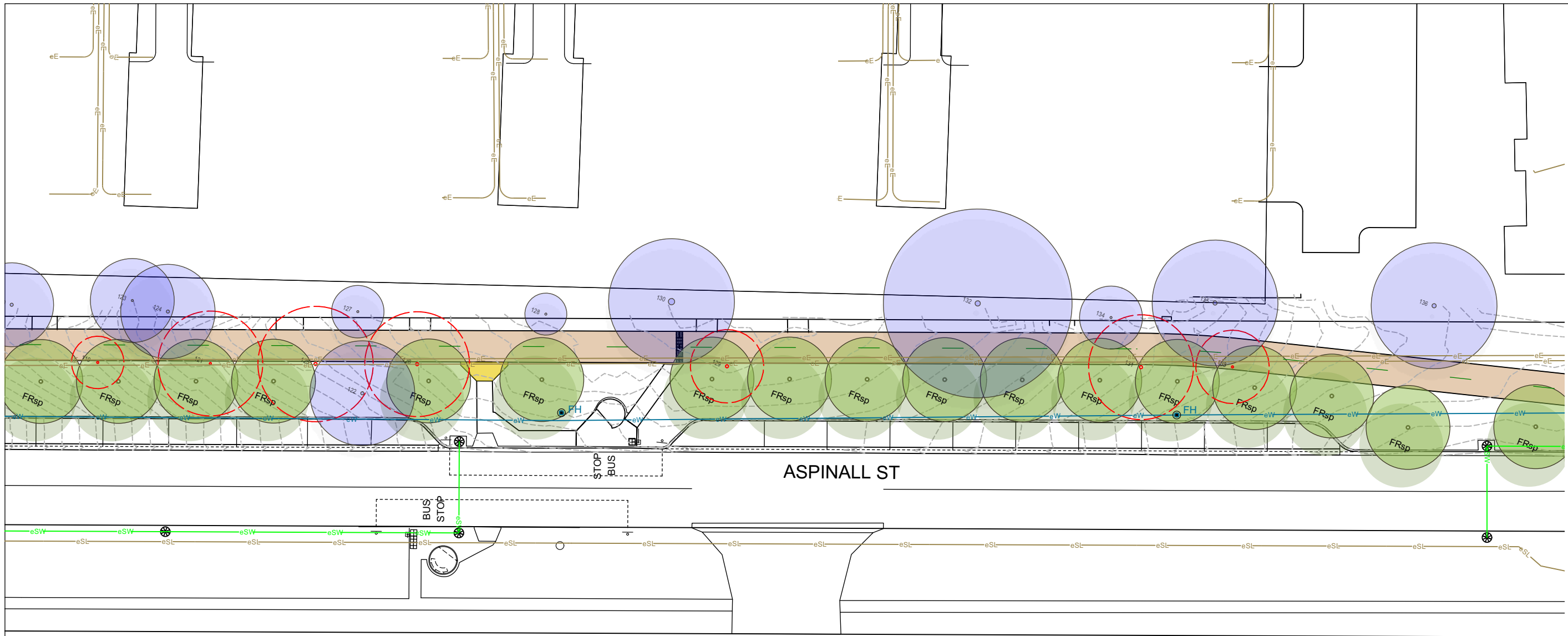


Garden City Cycle Route
Segment 7
Landscaping Plan

Tait Network

PROJECT NUMBER
22/14
REVISION
C

DRAWING NUMBER
LP54



REVISION

- C Issue for PSP
- B Issue for Review
- A Issue for Review

14/09/23 RA
 29/08/23 RA
 18/08/23 RA


ISSUE TYPE

PSP

Drawn By CS, GS, BT
 Checked By RA

SCALE

Scale at A1 1:200
 Scale at A3 1:400



Figured dimensions shown on drawings take precedence over scaled dimensions. Do not scale off drawings

CONSULTANTS

- Surveyor
- Consultant
- Arborist
- Consultant
- Heritage
- Consultant
- Civil
- Consultant

CLIENT

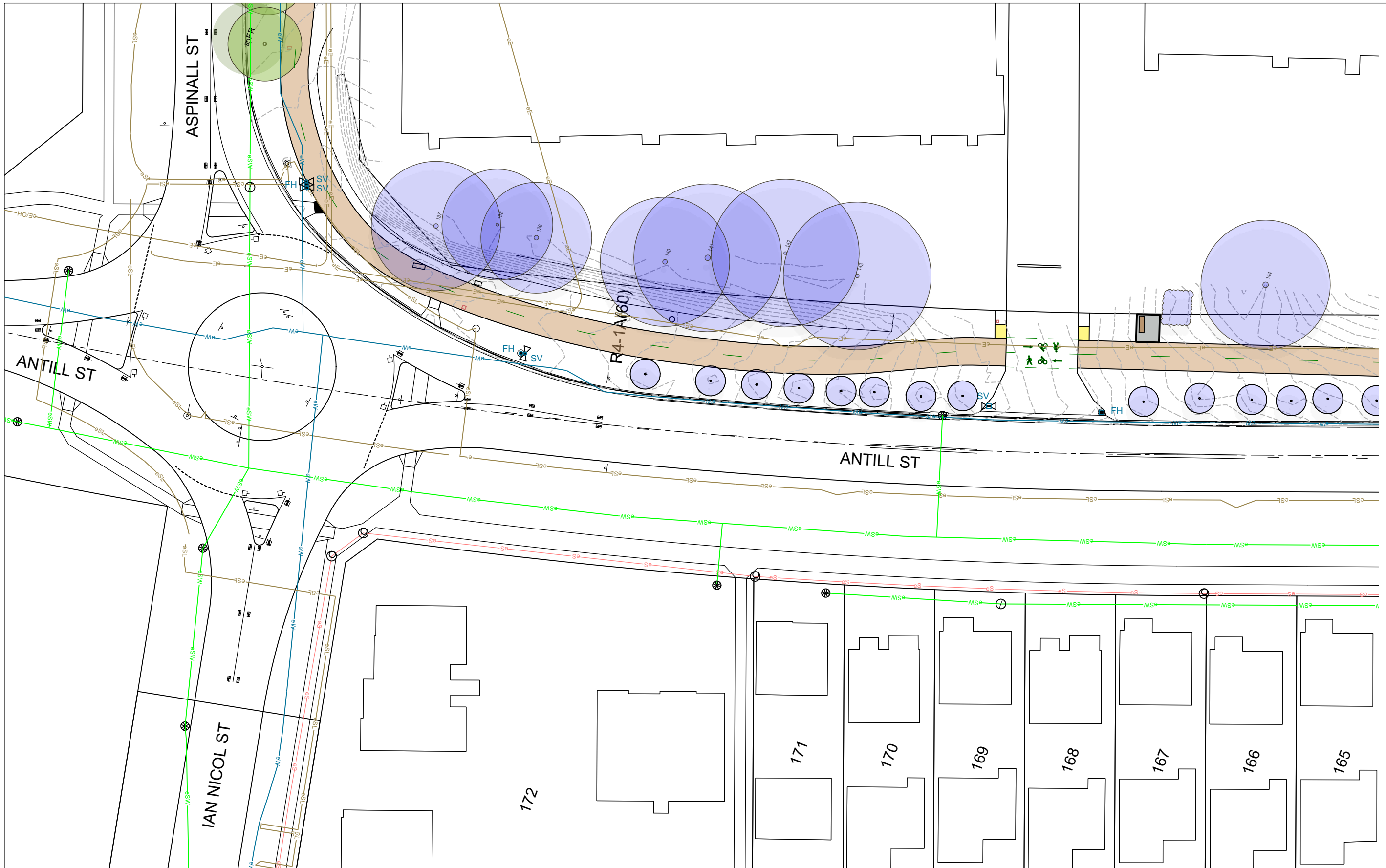


Garden City Cycle Route
 Segment 7
 Landscaping Plan

Tait Network

PROJECT NUMBER
 22/14
 REVISION
 C

DRAWING NUMBER
LP55



REVISION

C	Issue for PSP
B	Issue for Review
A	Issue for Review

ISSUE TYPE


PSP

14/09/23	RA
29/08/23	RA
18/08/23	RA

Drawn By CS, GS, BT
Checked By RA

SCALE

Scale at A1 1:200
Scale at A3 1:400



Figured dimensions shown on drawings take precedence over scaled dimensions. Do not scale off drawings

CONSULTANTS

- Surveyor
- Consultant
- Arborist
- Consultant
- Heritage
- Consultant
- Civil
- Consultant

CLIENT



Garden City Cycle Route
Segment 7
Landscaping Plan

Tait Network

PROJECT NUMBER
22/14
REVISION
C

DRAWING NUMBER
LP56



REVISION

- C Issue for PSP
- B Issue for Review
- A Issue for Review

14/09/23 RA
 29/08/23 RA
 18/08/23 RA


ISSUE TYPE

PSP

Drawn By CS, GS, BT
 Checked By RA

SCALE

Scale at A1 1:200
 Scale at A3 1:400



Figured dimensions shown on drawings take precedence over scaled dimensions. Do not scale off drawings

CONSULTANTS

- Surveyor
- Consultant
- Arborist
- Consultant
- Heritage
- Consultant
- Civil
- Consultant

CLIENT

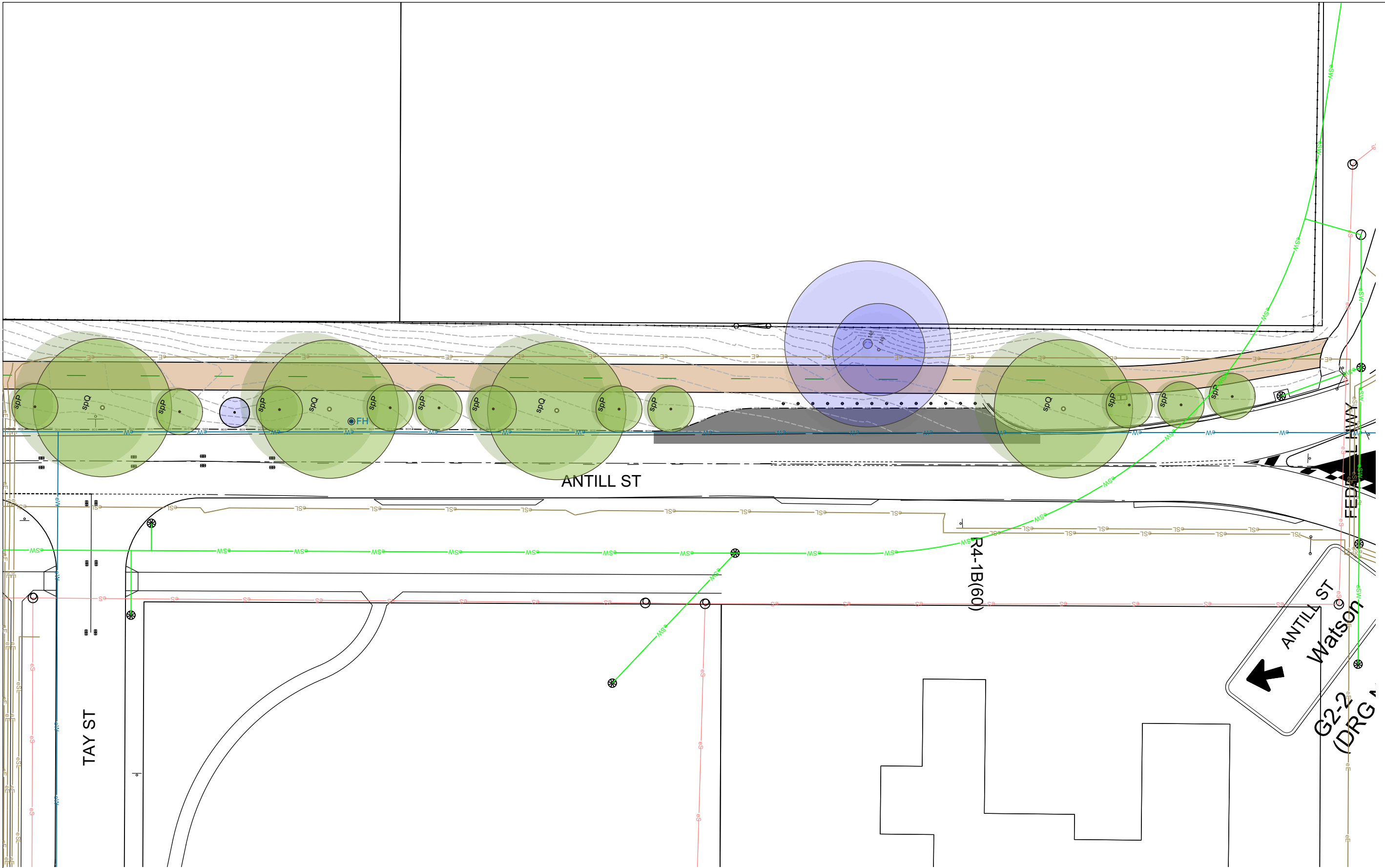


Garden City Cycle Route
 Segment 7
 Landscaping Plan

Tait Network

PROJECT NUMBER
 22/14
 REVISION
 C

DRAWING NUMBER
LP57



REVISION

C	Issue for PSP
B	Issue for Review
A	Issue for Review

14/09/23	RA
29/08/23	RA
18/08/23	RA


ISSUE TYPE

PSP

Drawn By	CS, GS, BT
Checked By	RA

SCALE

Scale at A1 1:200
Scale at A3 1:400



Figured dimensions shown on drawings take precedence over scaled dimensions. Do not scale off drawings

CONSULTANTS

- Surveyor
- Consultant
- Arborist
- Consultant
- Heritage
- Consultant
- Civil
- Consultant

CLIENT

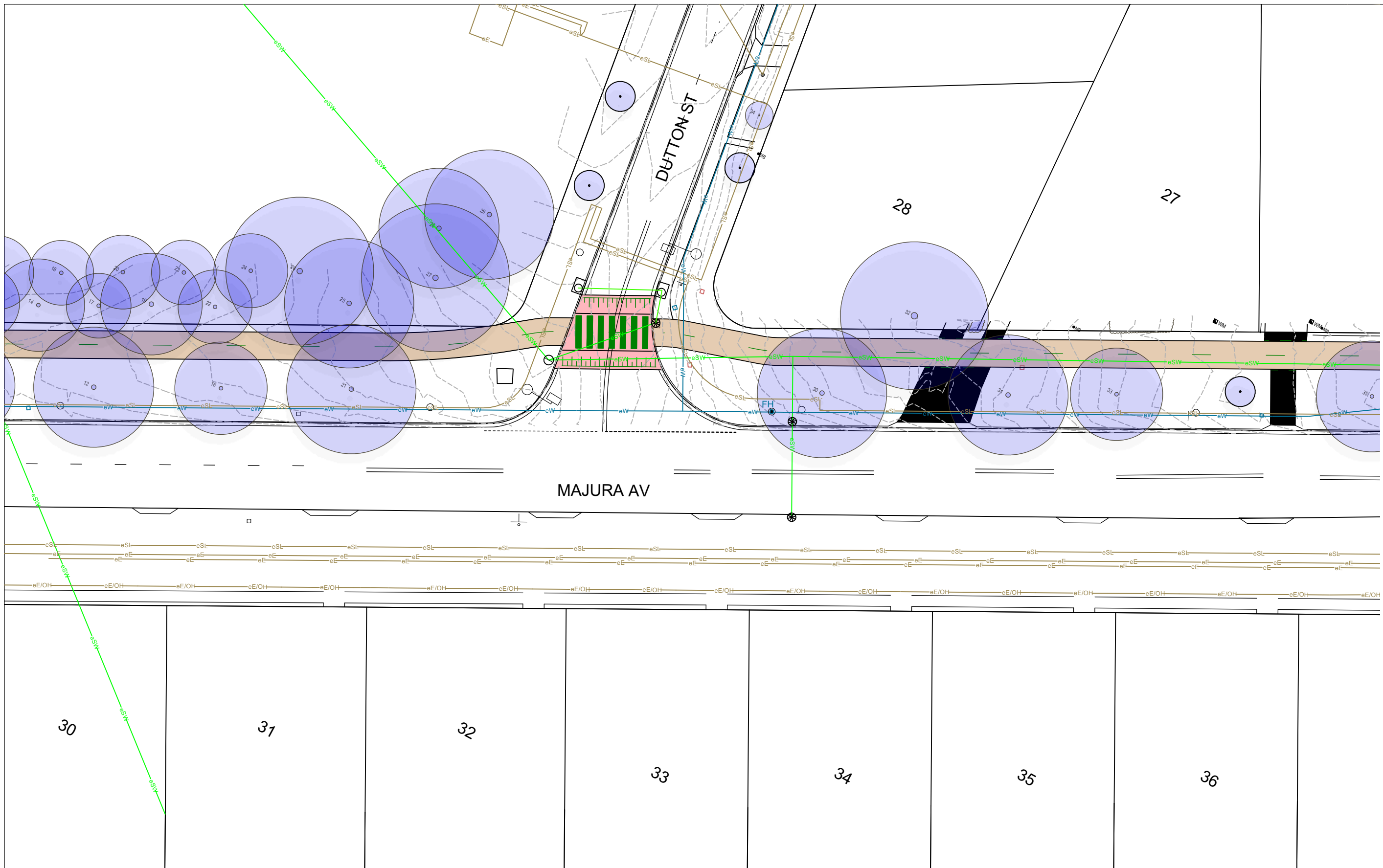


Garden City Cycle Route
Segment 7
Landscaping Plan

Tait Network

PROJECT NUMBER
22/14
REVISION
C

DRAWING NUMBER
LP58



REVISION

C	Issue for PSP
B	Issue for Review
A	Issue for Review

14/09/23	RA
29/08/23	RA
18/08/23	RA


ISSUE TYPE

PSP

Drawn By	CS, GS, BT
Checked By	RA

SCALE

Scale at A1 1:200
Scale at A3 1:400



Figured dimensions shown on drawings take precedence over scaled dimensions. Do not scale off drawings

CONSULTANTS

- Surveyor
- Consultant
- Arborist
- Consultant
- Heritage
- Consultant
- Civil
- Consultant

CLIENT

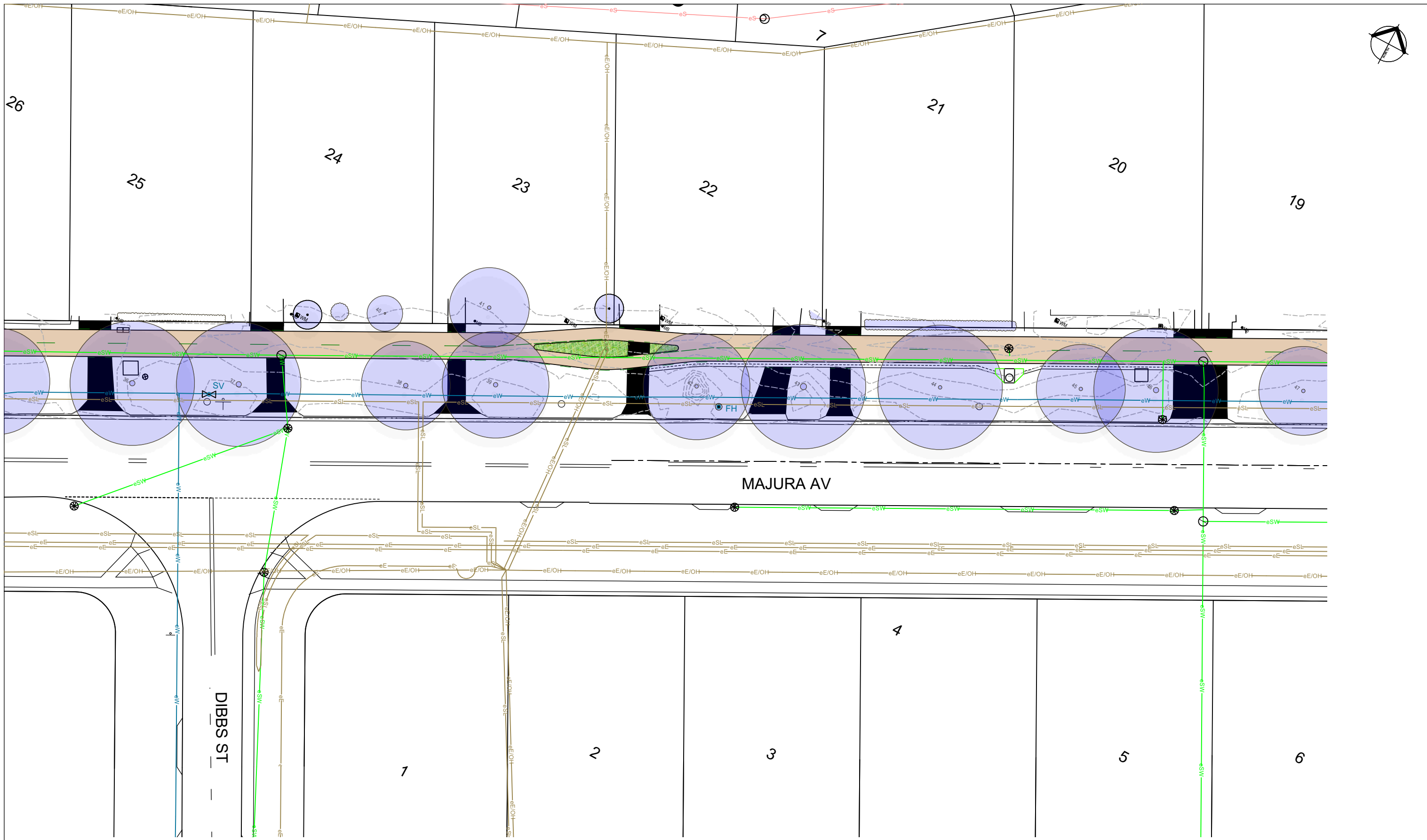


Garden City Cycle Route
Segment 6A
Landscaping Plan

Tait Network

PROJECT NUMBER
22/14
REVISION
C

DRAWING NUMBER
LP127



REVISION	ISSUE TYPE	DATE	BY
C	Issue for PSP	14/09/23	RA
B	Issue for Review	29/08/23	RA
A	Issue for Review	18/08/23	RA

PSP

Drawn By CS, GS, BT
Checked By RA

SCALE

Scale at A1 1:200
Scale at A3 1:400

Figured dimensions shown on drawings take precedence over scaled dimensions. Do not scale off drawings

CONSULTANTS

- Surveyor
- Consultant
- Arborist
- Consultant
- Heritage
- Consultant
- Civil
- Consultant

CLIENT

R.D. Gossip Pty Ltd
Consulting Engineers



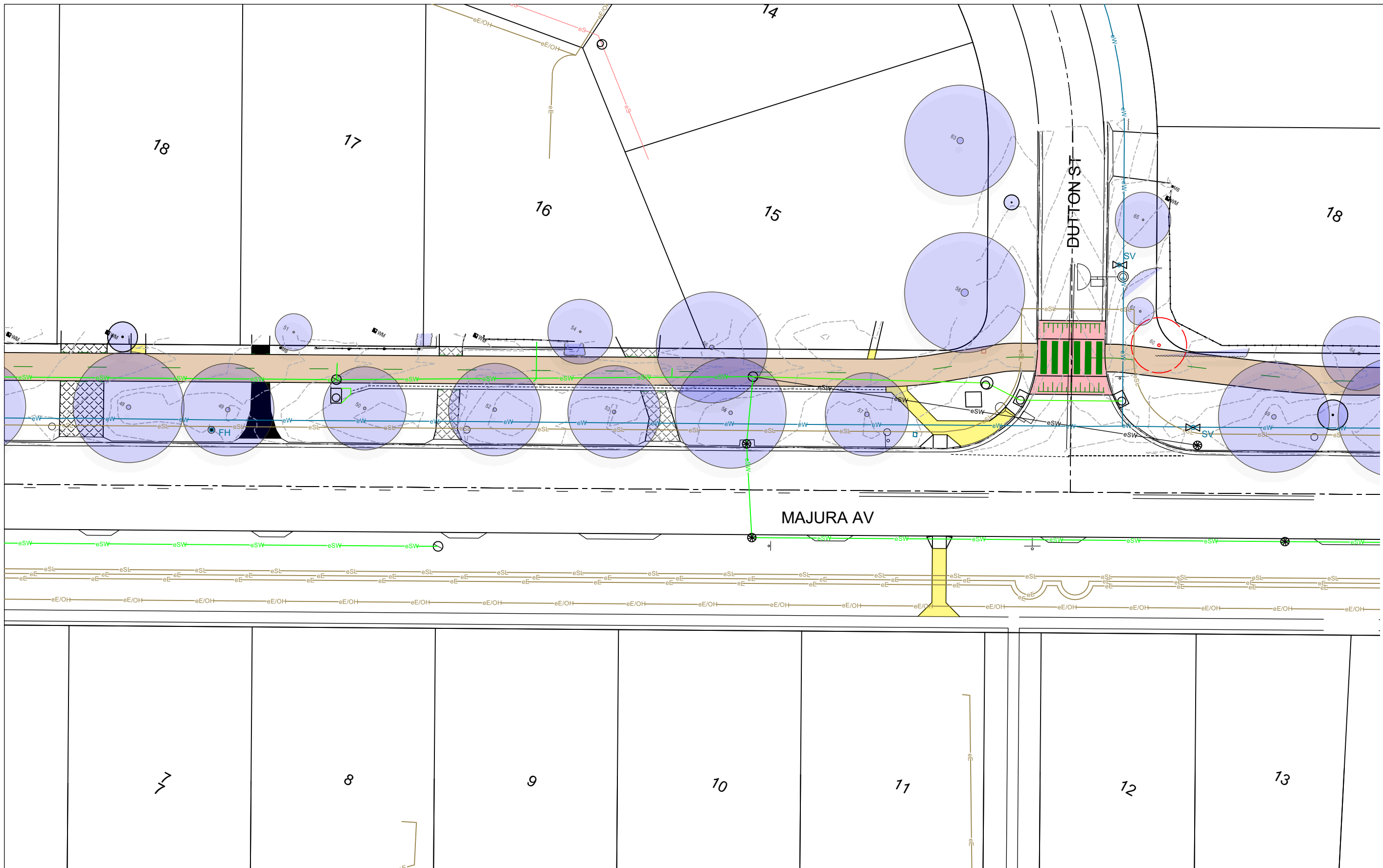
Garden City Cycle Route
Segment 6A
Landscaping Plan

Tait Network

PROJECT NUMBER
22/14

REVISION
C

DRAWING NUMBER
LP128



REVISION

C	Issue for PSP
B	Issue for Review
A	Issue for Review

14/09/23	RA
29/08/23	RA
18/08/23	RA


ISSUE TYPE

PSP

Drawn By	CS, GS, BT
Checked By	RA

SCALE

Scale at A1 1:200
Scale at A3 1:400



Figured dimensions shown on drawings take precedence over scaled dimensions. Do not scale off drawings

CONSULTANTS

- Surveyor
- Consultant
- Arborist
- Consultant
- Heritage
- Consultant
- Civil
- Consultant

CLIENT

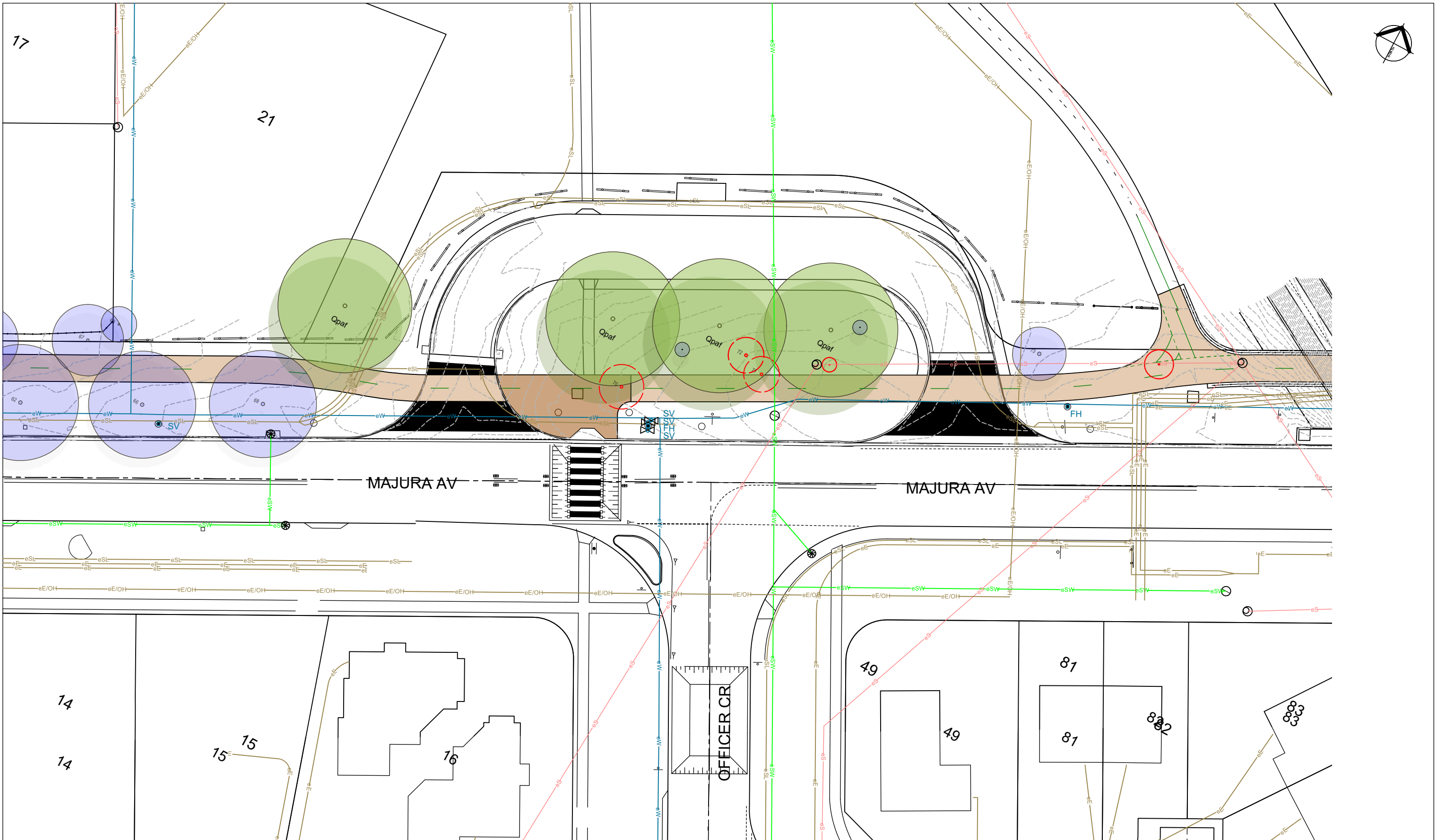


Garden City Cycle Route
Segment 6A
Landscaping Plan

Tait Network

PROJECT NUMBER
22/14
REVISION
C

DRAWING NUMBER
LP129



REVISION

C	Issue for PSP
B	Issue for Review
A	Issue for Review

14/09/23	RA
29/08/23	RA
18/08/23	RA

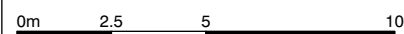
ISSUE TYPE

PSP

Drawn By	CS, GS, BT
Checked By	RA

SCALE

Scale at A1 1:200
Scale at A3 1:400



Figured dimensions shown on drawings take precedence over scaled dimensions. Do not scale off drawings

CONSULTANTS

- Surveyor
- Consultant
- Arborist
- Consultant
- Heritage
- Consultant
- Civil
- Consultant

CLIENT

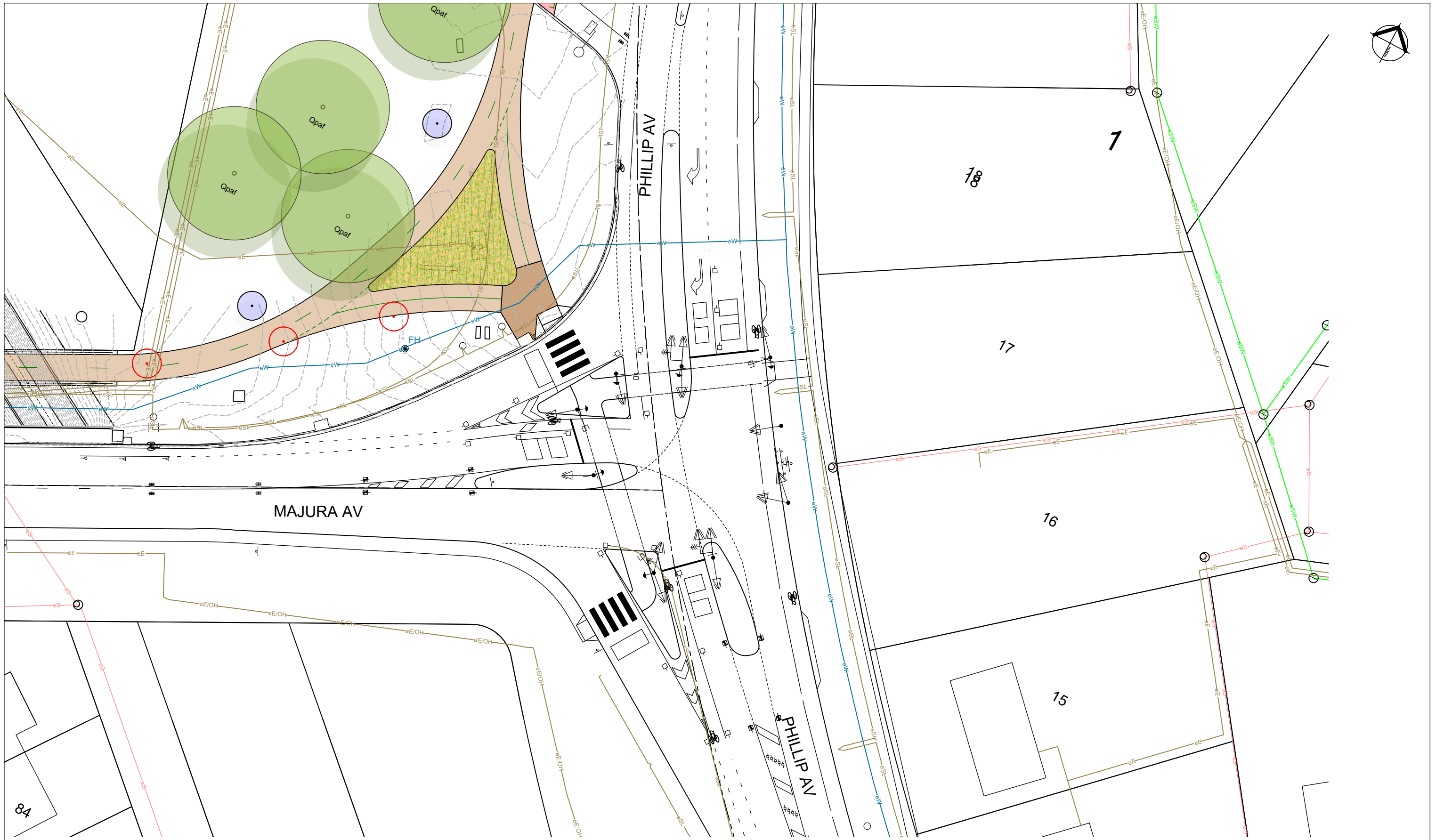


Garden City Cycle Route
Segment 6A
Landscaping Plan

Tait Network

PROJECT NUMBER
22/14
REVISION
C

DRAWING NUMBER
LP130



REVISION	ISSUE TYPE
C Issue for PSP	14/09/23 RA
B Issue for Review	29/08/23 RA
A Issue for Review	18/08/23 RA

PSP

Drawn By CS, GS, BT
Checked By RA

SCALE

Scale at A1 1:200
Scale at A3 1:400

Figured dimensions shown on drawings take precedence over scaled dimensions. Do not scale off drawings

CONSULTANTS

- Surveyor
- Consultant
- Arborist
- Consultant
- Heritage
- Consultant
- Civil
- Consultant

CLIENT

R.D. Gossip Pty Ltd
Consulting Engineers



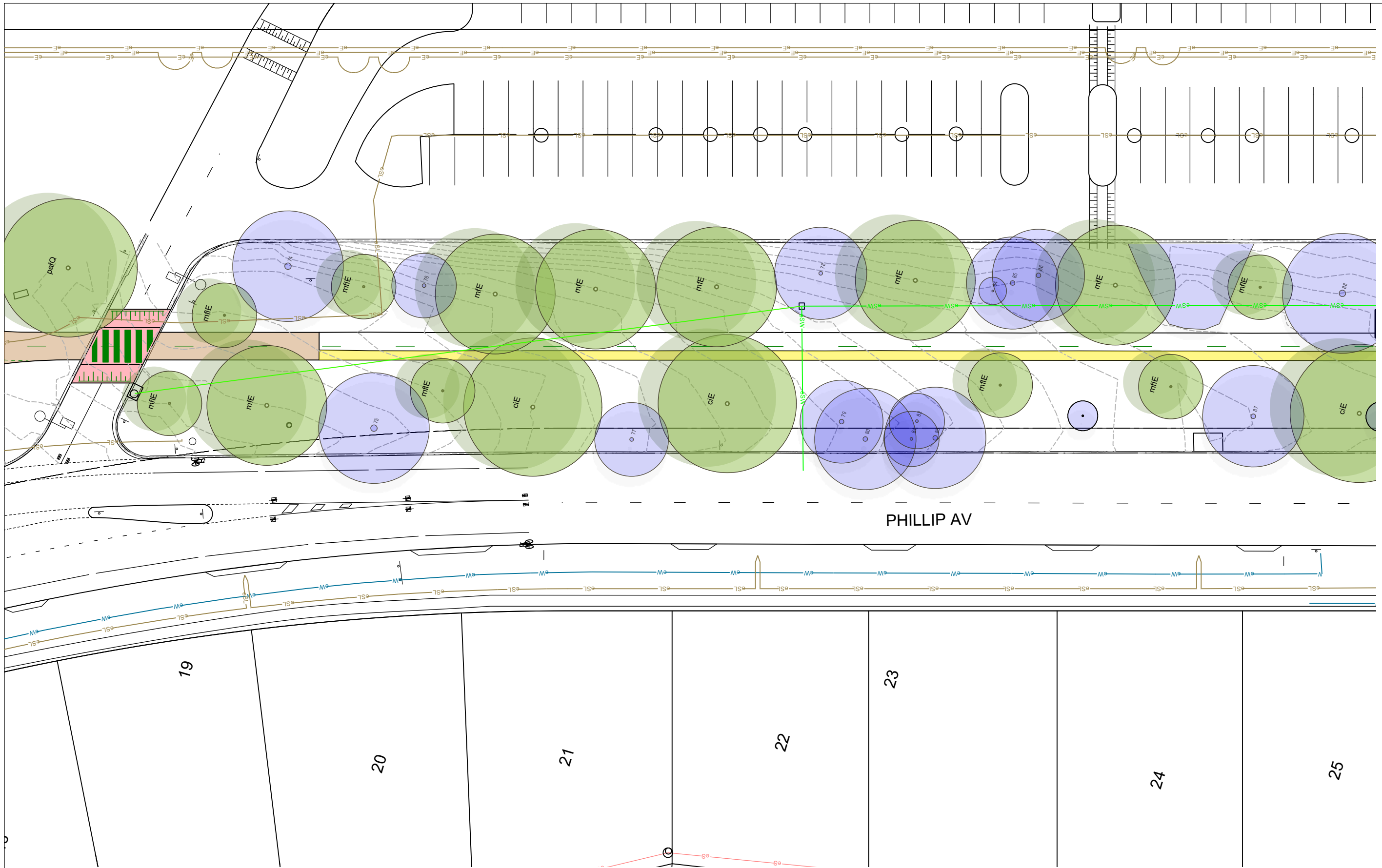
Garden City Cycle Route
Segment 6A
Landscaping Plan

Tait Network

PROJECT NUMBER
22/14

REVISION
C

DRAWING NUMBER
LP131



REVISION

C	Issue for PSP
B	Issue for Review
A	Issue for Review

14/09/23	RA
29/08/23	RA
18/08/23	RA


ISSUE TYPE

PSP

Drawn By CS, GS, BT
Checked By RA

SCALE

Scale at A1 1:200
Scale at A3 1:400



Figured dimensions shown on drawings take precedence over scaled dimensions. Do not scale off drawings

CONSULTANTS

- Surveyor
- Consultant
- Arborist
- Consultant
- Heritage
- Consultant
- Civil
- Consultant

CLIENT

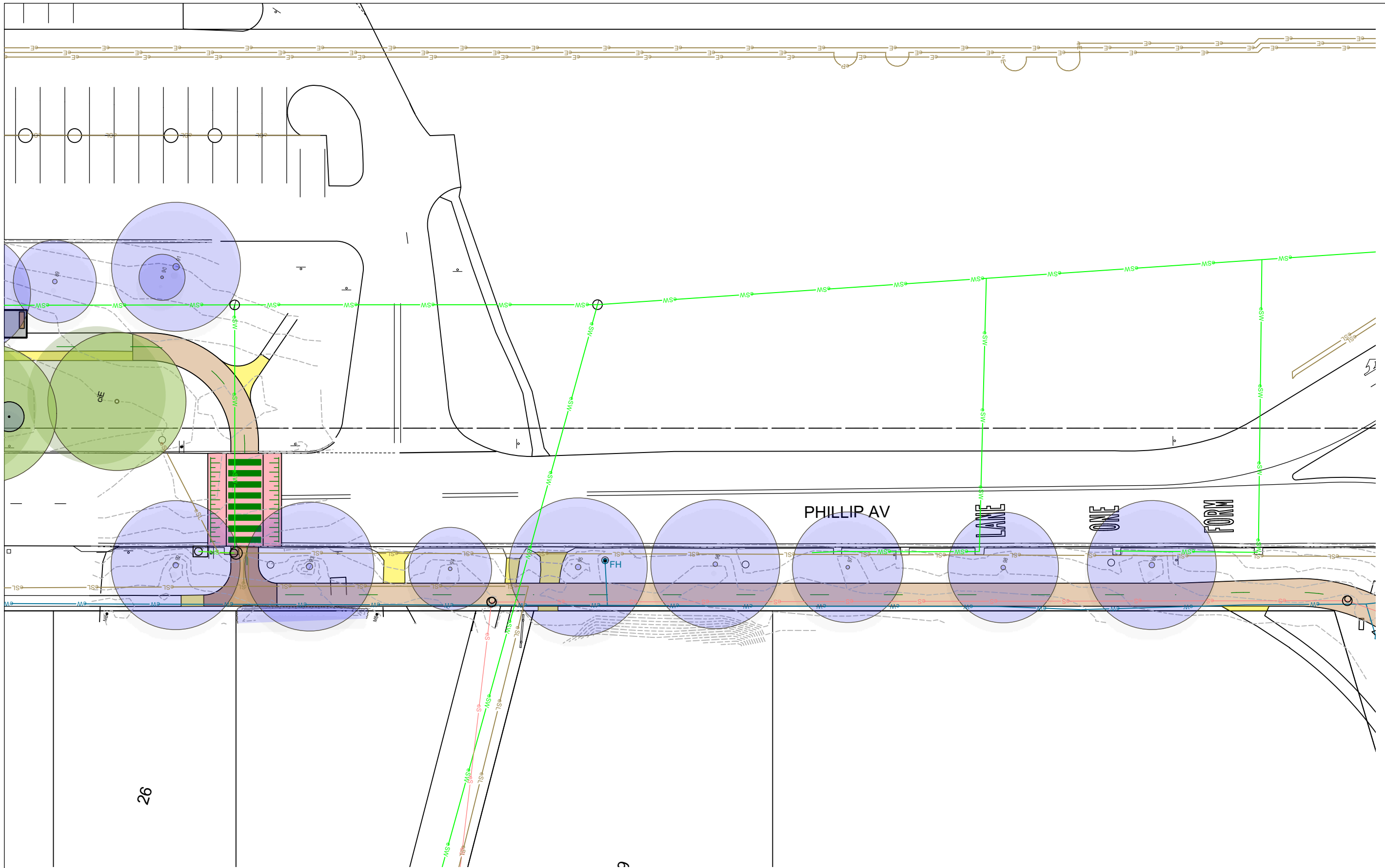


Garden City Cycle Route
Segment 6A
Landscaping Plan

Tait Network

PROJECT NUMBER
22/14
REVISION
C

DRAWING NUMBER
LP132



26

REVISION

C	Issue for PSP
B	Issue for Review
A	Issue for Review

14/09/23	RA
29/08/23	RA
18/08/23	RA


ISSUE TYPE

PSP

Drawn By CS, GS, BT
Checked By RA

SCALE

Scale at A1 1:200
Scale at A3 1:400



Figured dimensions shown on drawings take precedence over scaled dimensions. Do not scale off drawings

CONSULTANTS

- Surveyor
- Consultant
- Arborist
- Consultant
- Heritage
- Consultant
- Civil
- Consultant

CLIENT

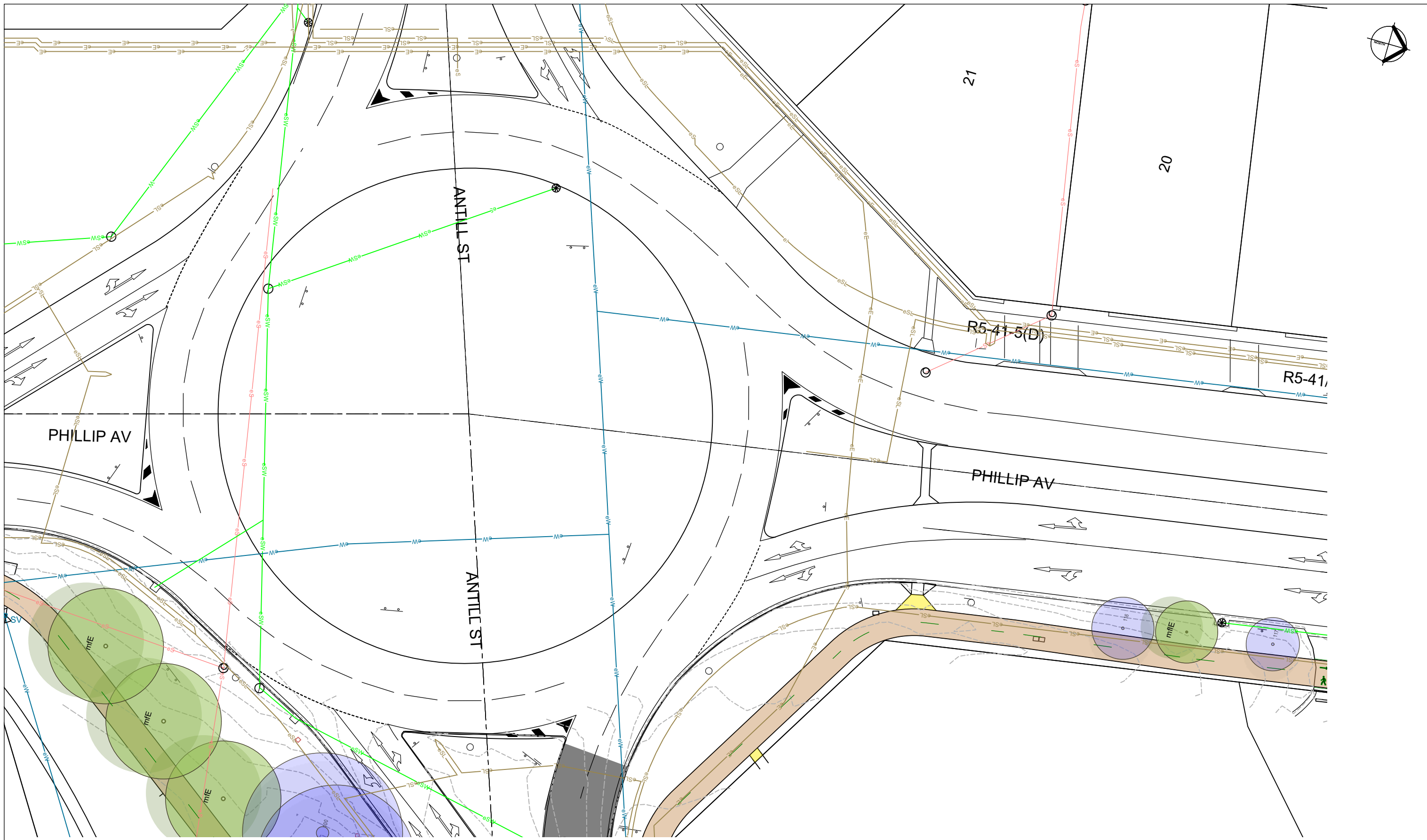


Garden City Cycle Route
Segment 6A
Landscaping Plan

Tait Network

PROJECT NUMBER
22/14
REVISION
C

DRAWING NUMBER
LP133



REVISION

- C Issue for PSP
- B Issue for Review
- A Issue for Review

14/09/23 RA
 29/08/23 RA
 18/08/23 RA


ISSUE TYPE

PSP

Drawn By CS, GS, BT
 Checked By RA

SCALE

Scale at A1 1:200
 Scale at A3 1:400



Figured dimensions shown on drawings take precedence over scaled dimensions. Do not scale off drawings

CONSULTANTS

- Surveyor
- Consultant
- Arborist
- Consultant
- Heritage
- Consultant
- Civil
- Consultant

CLIENT

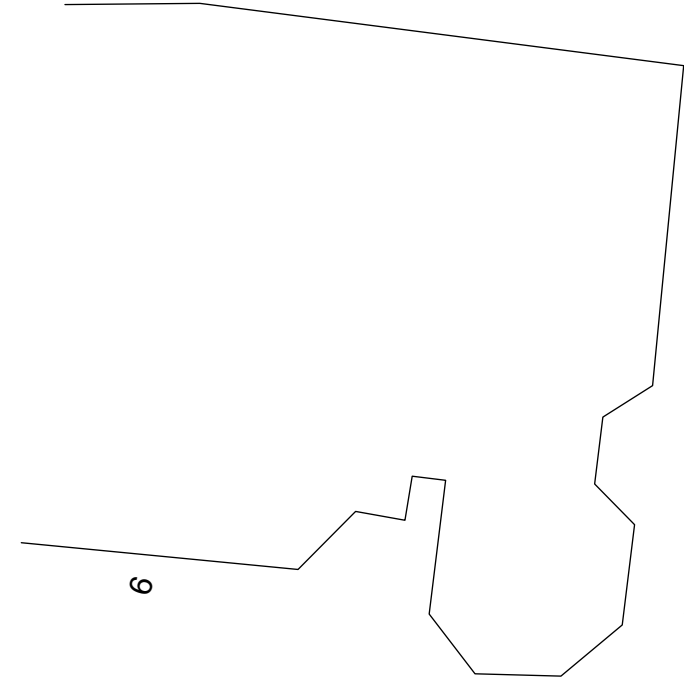


Garden City Cycle Route
 Segment 6A
 Landscaping Plan

Tait Network

PROJECT NUMBER
 22/14
 REVISION
 C

DRAWING NUMBER
LP134



REVISION

C	Issue for PSP
B	Issue for Review
A	Issue for Review

14/09/23	RA
29/08/23	RA
18/08/23	RA


ISSUE TYPE

PSP

Drawn By	CS, GS, BT
Checked By	RA

SCALE

Scale at A1 1:200
Scale at A3 1:400



Figured dimensions shown on drawings take precedence over scaled dimensions. Do not scale off drawings

CONSULTANTS

- Surveyor
- Consultant
- Arborist
- Consultant
- Heritage
- Consultant
- Civil
- Consultant

CLIENT

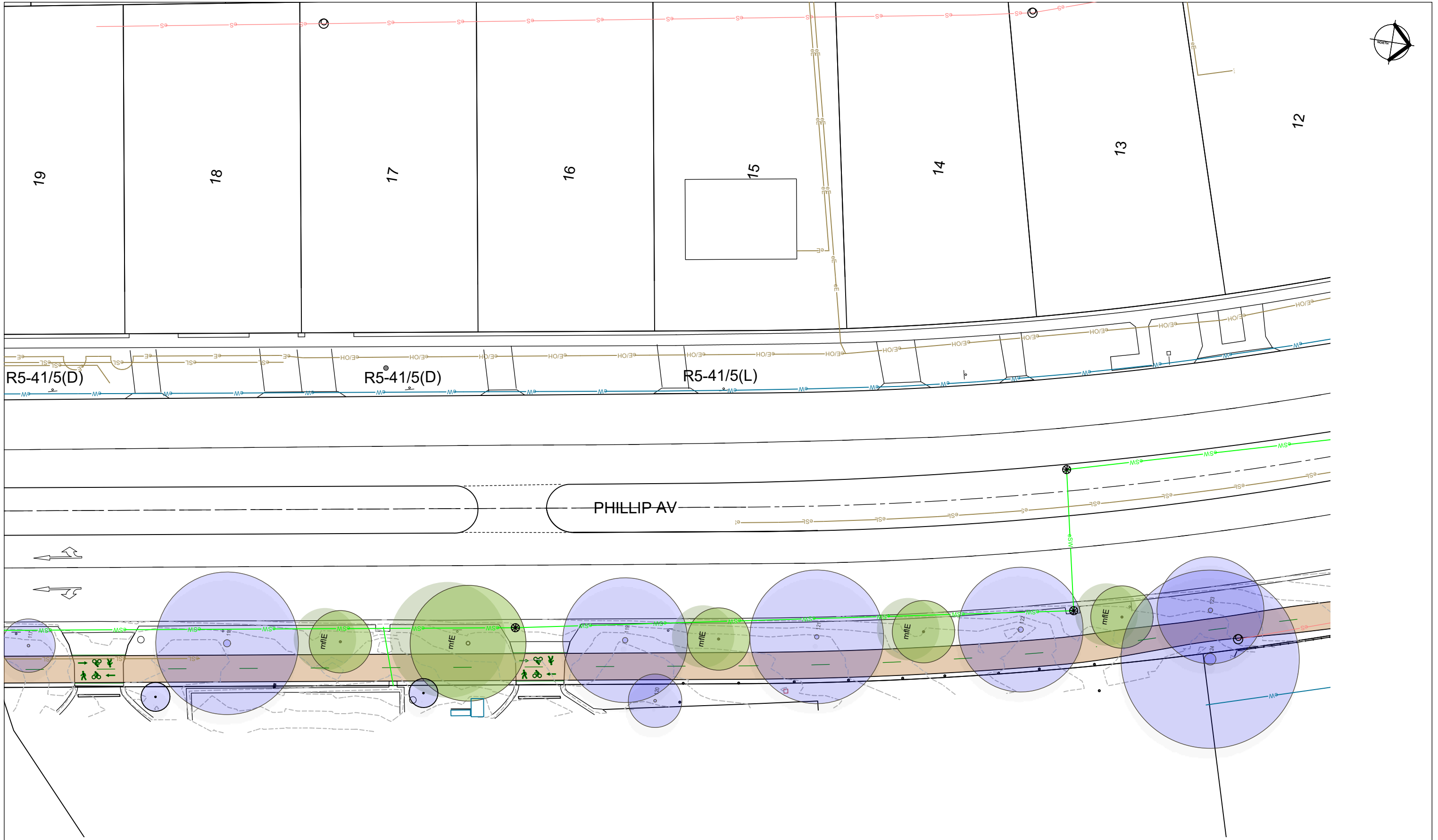


Garden City Cycle Route
Segment 6A
Landscaping Plan

Tait Network

PROJECT NUMBER
22/14
REVISION
C

DRAWING NUMBER
LP135



REVISION	ISSUE TYPE
C Issue for PSP B Issue for Review A Issue for Review	PSP Drawn By CS, GS, BT Checked By RA

14/09/23 RA
29/08/23 RA
18/08/23 RA

SCALE
Scale at A1 1:200
Scale at A3 1:400

Figured dimensions shown on drawings take precedence over scaled dimensions. Do not scale off drawings

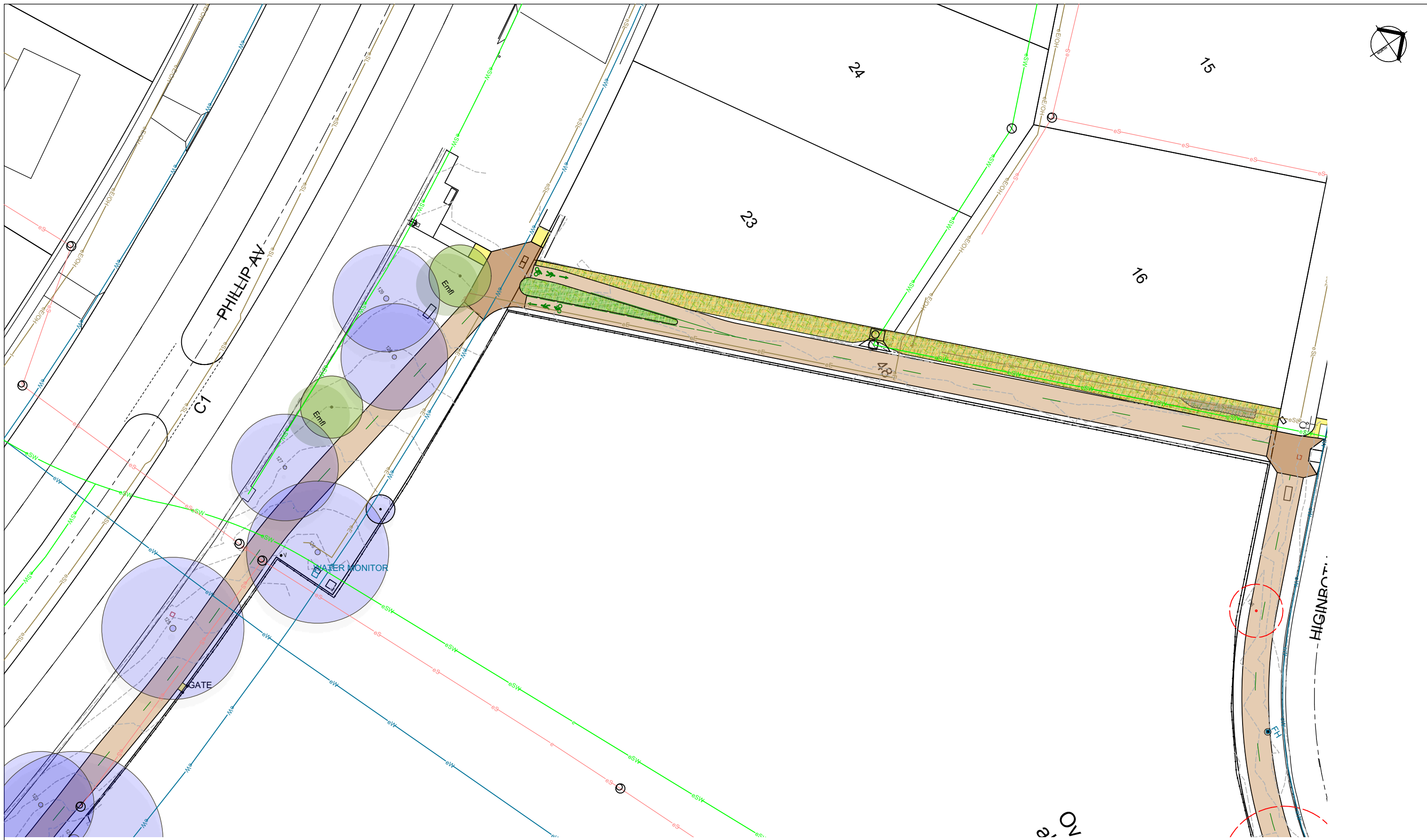
CONSULTANTS
Surveyor
Consultant
Arborist
Consultant
Heritage
Consultant
Civil
Consultant

CLIENT

Garden City Cycle Route
Segment 6A
Landscaping Plan

Tait Network

PROJECT NUMBER 22/14
REVISION C
DRAWING NUMBER LP136



REVISION	ISSUE TYPE
C Issue for PSP	14/09/23 RA
B Issue for Review	29/08/23 RA
A Issue for Review	18/08/23 RA

PSP

Drawn By CS, GS, BT
Checked By RA

SCALE
Scale at A1 1:200
Scale at A3 1:400

Figured dimensions shown on drawings take precedence over scaled dimensions. Do not scale off drawings

CONSULTANTS
Surveyor
Consultant
Arborist
Consultant
Heritage
Consultant
Civil
Consultant

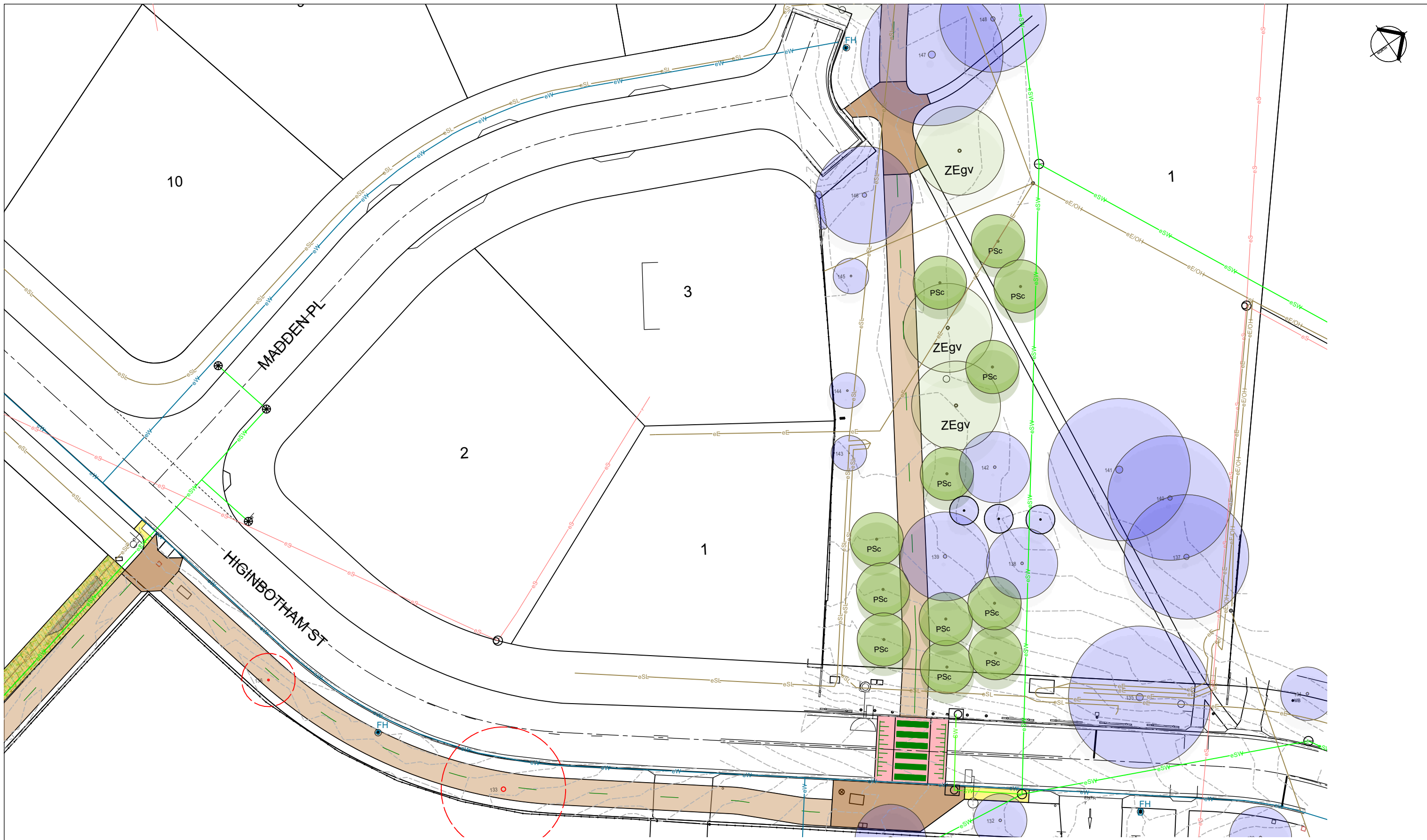
CLIENT

R.D. Gossip Pty Ltd
Consulting Engineers



Garden City Cycle Route
Segment 6A
Landscaping Plan
Tait Network

PROJECT NUMBER
22/14
REVISION
C
DRAWING NUMBER
LP137



REVISION

C	Issue for PSP
B	Issue for Review
A	Issue for Review

14/09/23	RA
29/08/23	RA
18/08/23	RA


ISSUE TYPE

PSP

Drawn By CS, GS, BT
Checked By RA

SCALE

Scale at A1 1:200
Scale at A3 1:400



Figured dimensions shown on drawings take precedence over scaled dimensions. Do not scale off drawings

CONSULTANTS

- Surveyor
- Consultant
- Arborist
- Consultant
- Heritage
- Consultant
- Civil
- Consultant

CLIENT



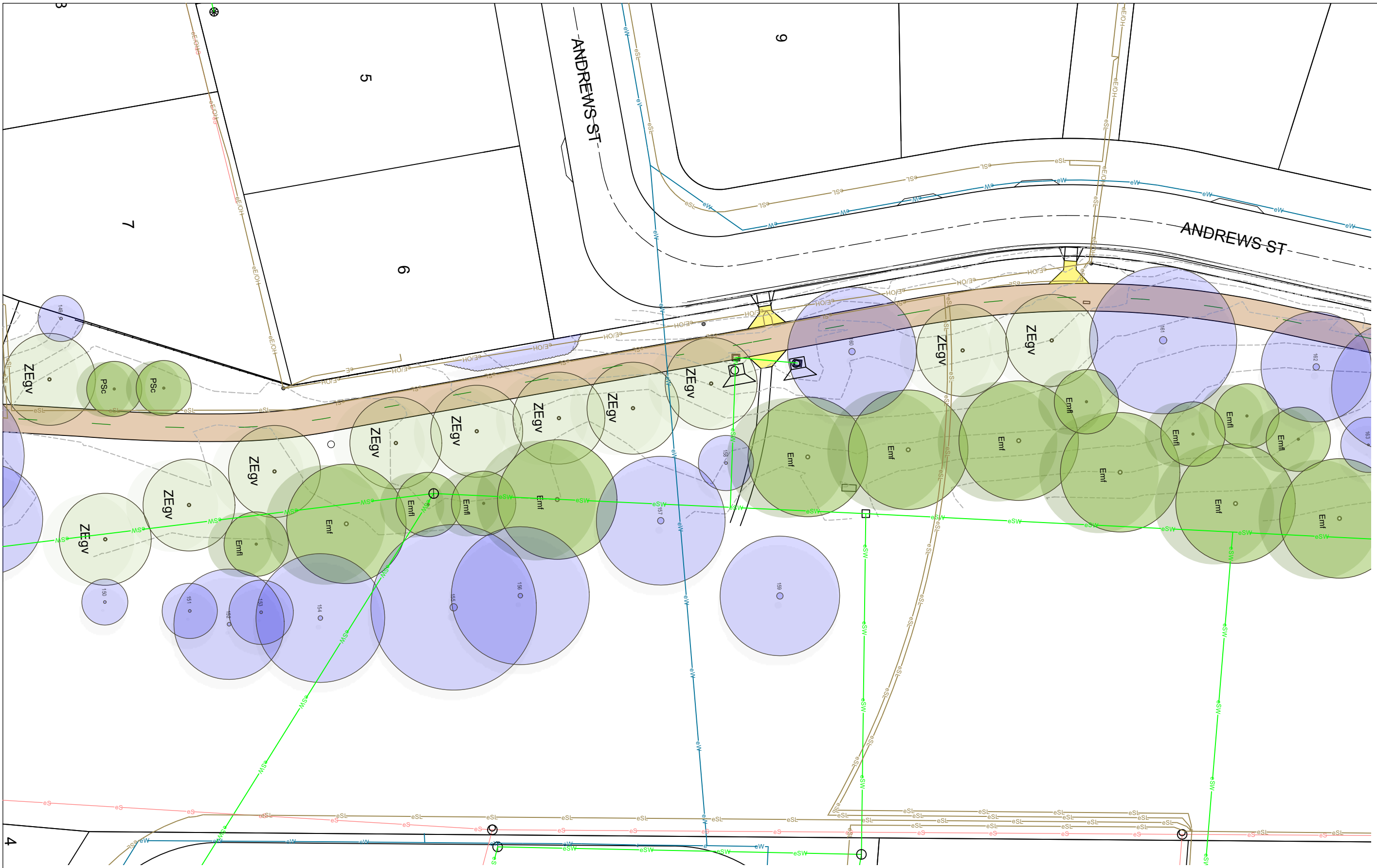
Garden City Cycle Route
Segment 6A
Landscaping Plan

Tait Network

PROJECT NUMBER

22/14
REVISION
C

DRAWING NUMBER
LP138



REVISION	ISSUE TYPE	DATE	BY	CHECKED BY
C	Issue for PSP	14/09/23	RA	
B	Issue for Review	29/08/23	RA	
A	Issue for Review	18/08/23	RA	

PSP

Drawn By CS, GS, BT
Checked By RA

SCALE
Scale at A1 1:200
Scale at A3 1:400

Figured dimensions shown on drawings take precedence over scaled dimensions. Do not scale off drawings

- CONSULTANTS**
- Surveyor
 - Consultant
 - Arborist
 - Consultant
 - Heritage
 - Consultant
 - Civil
 - Consultant

CLIENT

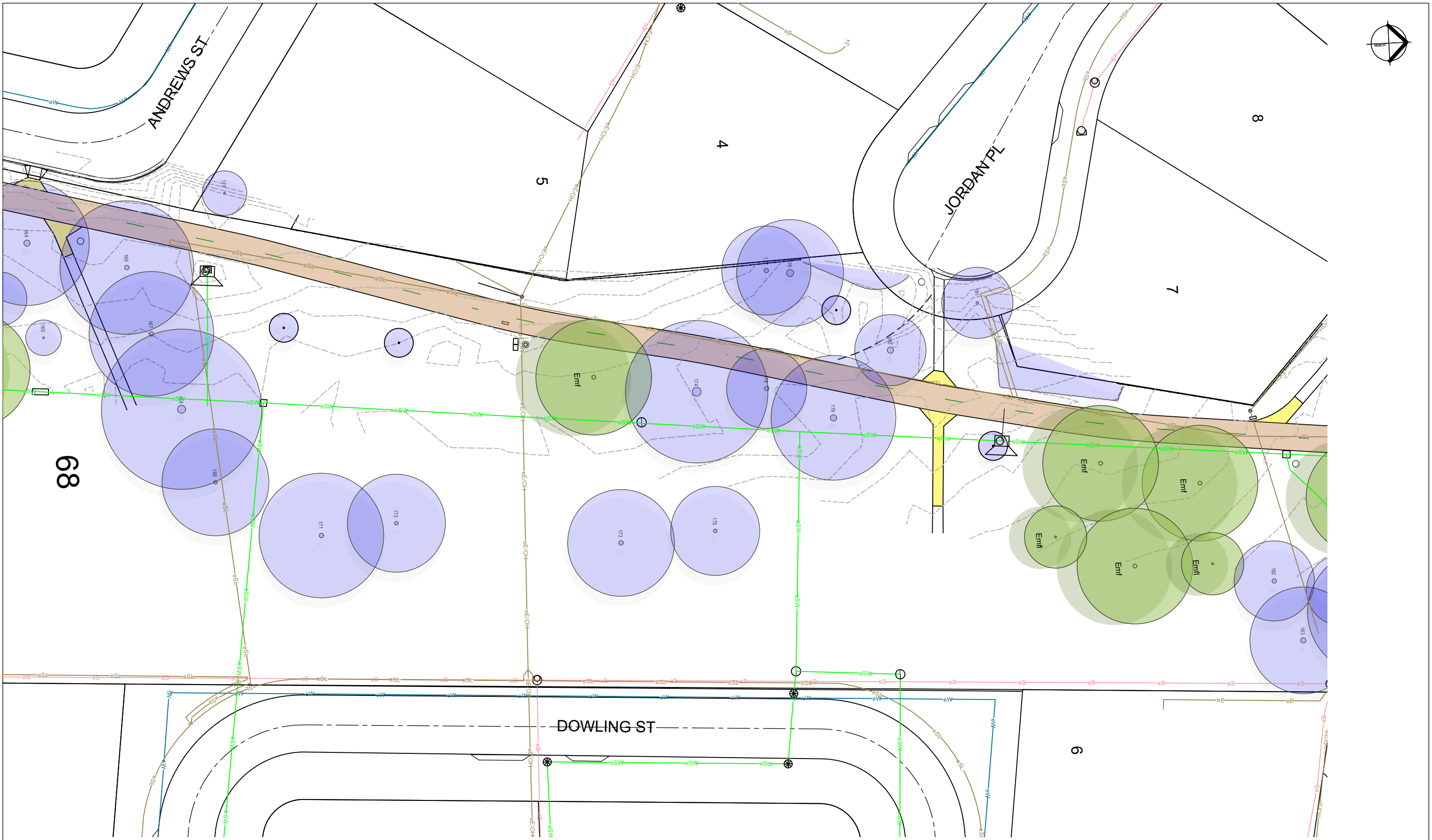
R.D. Gossip Pty Ltd
Consulting Engineers

ACT
Government

Garden City Cycle Route
Segment 6A
Landscaping Plan

Tait Network

PROJECT NUMBER
22/14
REVISION
C
DRAWING NUMBER
LP139



REVISION

- C Issue for PSP
- B Issue for Review
- A Issue for Review

14/09/23 RA
 29/08/23 RA
 18/08/23 RA


ISSUE TYPE

PSP

Drawn By CS, GS, BT
 Checked By RA

SCALE

Scale at A1 1:200
 Scale at A3 1:400



Figured dimensions shown on drawings take precedence over scaled dimensions. Do not scale off drawings

CONSULTANTS

- Surveyor
- Consultant
- Arborist
- Consultant
- Heritage
- Consultant
- Civil
- Consultant

CLIENT



Garden City Cycle Route
 Segment 6A
 Landscaping Plan

Tait Network

PROJECT NUMBER
 22/14
 REVISION
 C

DRAWING NUMBER
LP140



REVISION	ISSUE TYPE
C Issue for PSP	14/09/23 RA
B Issue for Review	29/08/23 RA
A Issue for Review	18/08/23 RA

PSP

Drawn By CS, GS, BT
Checked By RA

SCALE

Scale at A1 1:200
Scale at A3 1:400

Figured dimensions shown on drawings take precedence over scaled dimensions. Do not scale off drawings

CONSULTANTS

- Surveyor
- Consultant
- Arborist
- Consultant
- Heritage
- Consultant
- Civil
- Consultant

CLIENT

R.D. Gossip Pty Ltd
Consulting Engineers

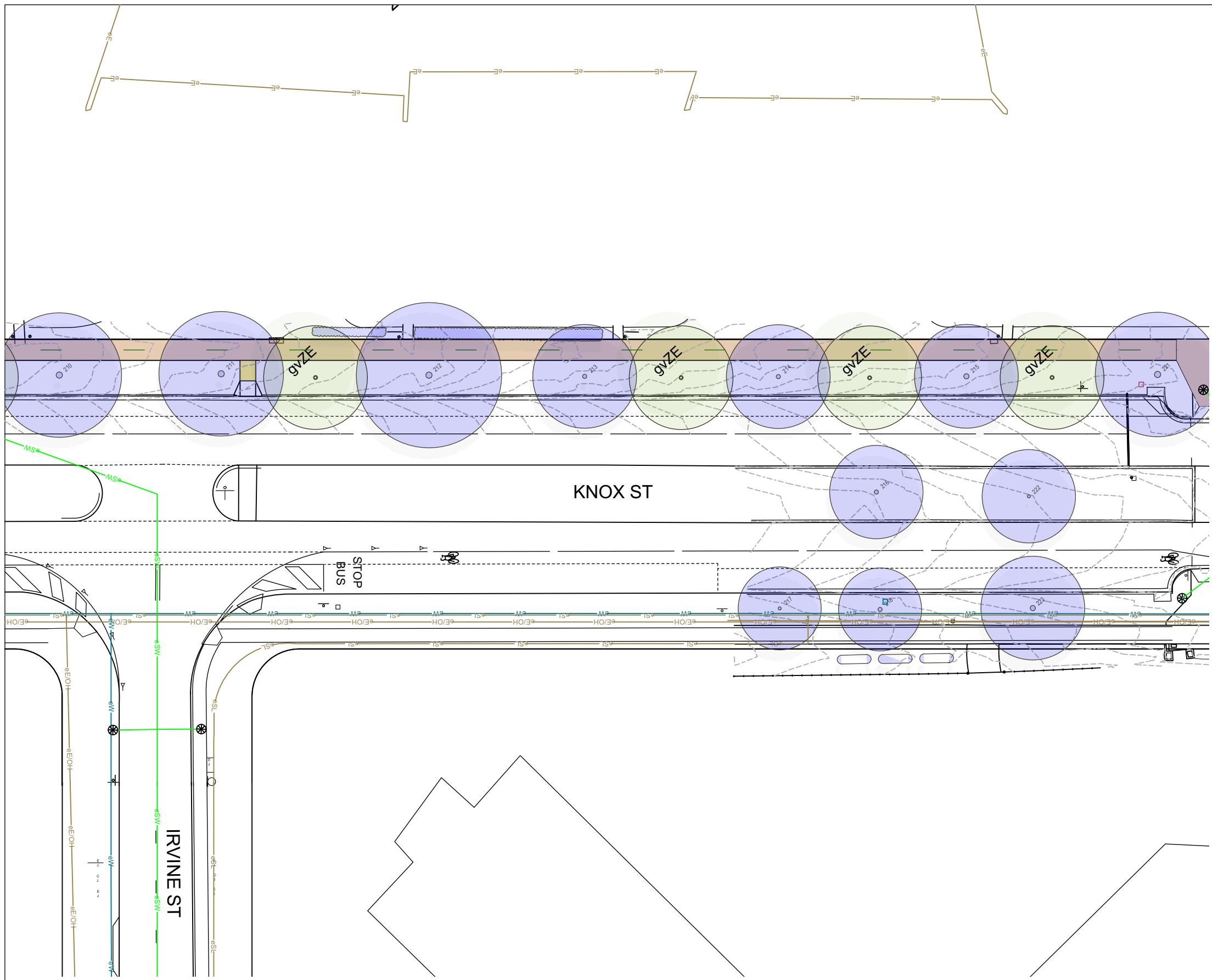


Garden City Cycle Route
Segment 6A
Landscaping Plan

Tait Network

PROJECT NUMBER
22/14
REVISION
C

DRAWING NUMBER
LP141



REVISION	ISSUE TYPE
C Issue for PSP	14/09/23 RA
B Issue for Review	29/08/23 RA
A Issue for Review	18/08/23 RA

PSP

Drawn By CS, GS, BT
Checked By RA

SCALE

Scale at A1 1:200
Scale at A3 1:400

Figured dimensions shown on drawings take precedence over scaled dimensions. Do not scale off drawings

CONSULTANTS

- Surveyor
- Consultant
- Arborist
- Consultant
- Heritage
- Consultant
- Civil
- Consultant

CLIENT

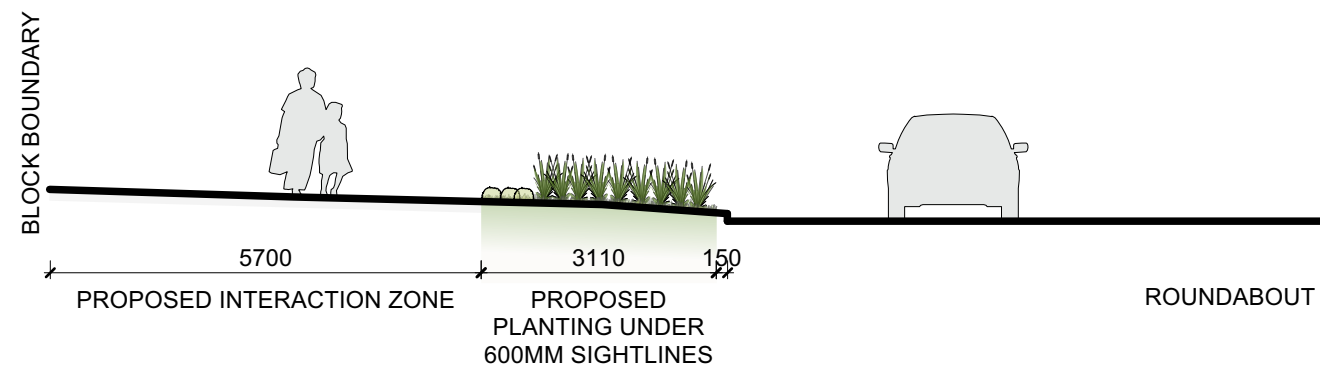
Garden City Cycle Route
Segment 6A
Landscaping Plan

Tait Network

PROJECT NUMBER 22/14
REVISION C
DRAWING NUMBER LP142



1 | Torrens/Donaldson St Intersection Section
 scale at A1 1:50
 scale at A3 1:100



1 | Typical Roundabout Section
 scale at A1 1:50
 scale at A3 1:100

REVISION

B Issue for PSP
 A Issue for Review

ISSUE TYPE

PSP

14/09/23 RA
 18/08/23 RA

Drawn By GS
 Checked By RA

SCALE

Figured dimensions shown on drawings take precedence over scaled dimensions. Do not scale off drawings

CONSULTANTS

Surveyor
 Consultant
 Arborist
 Consultant
 Heritage
 Consultant
 Civil
 Consultant

CLIENT

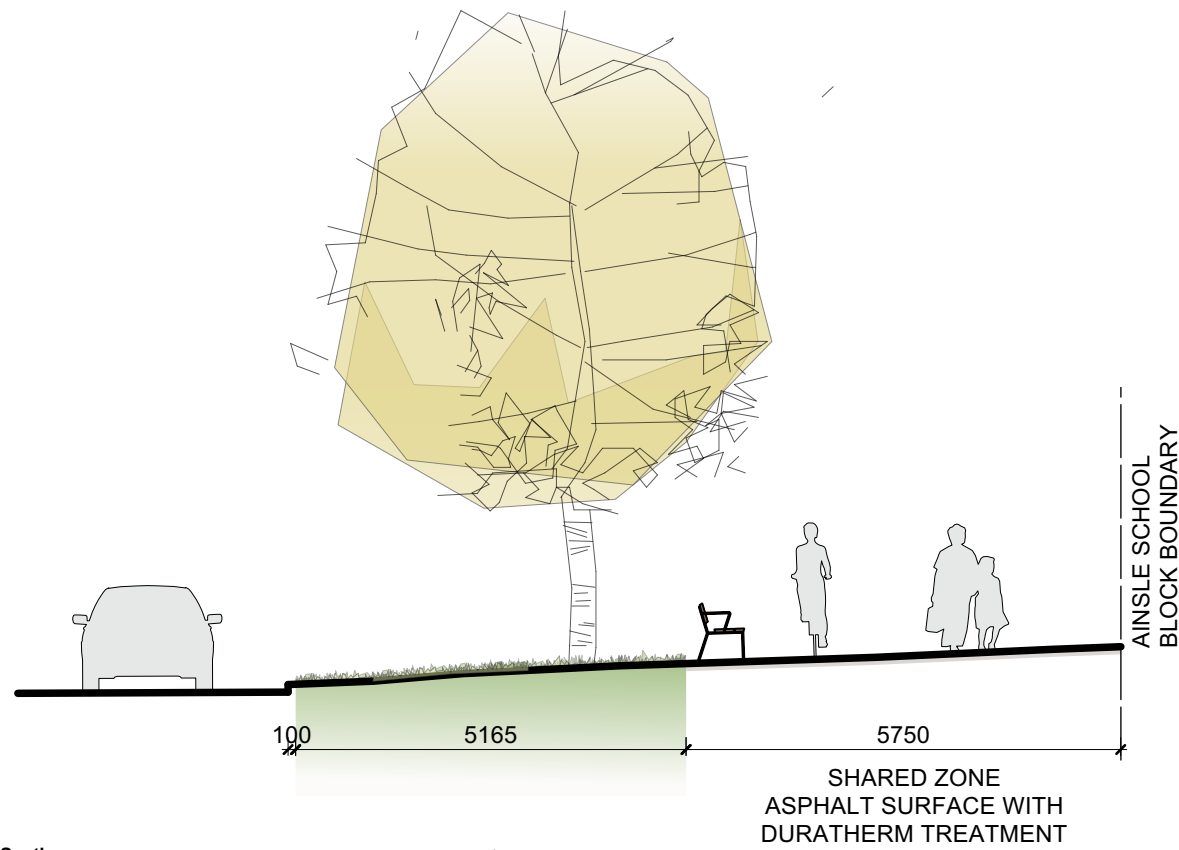


Garden City Cycle Route
 Sections

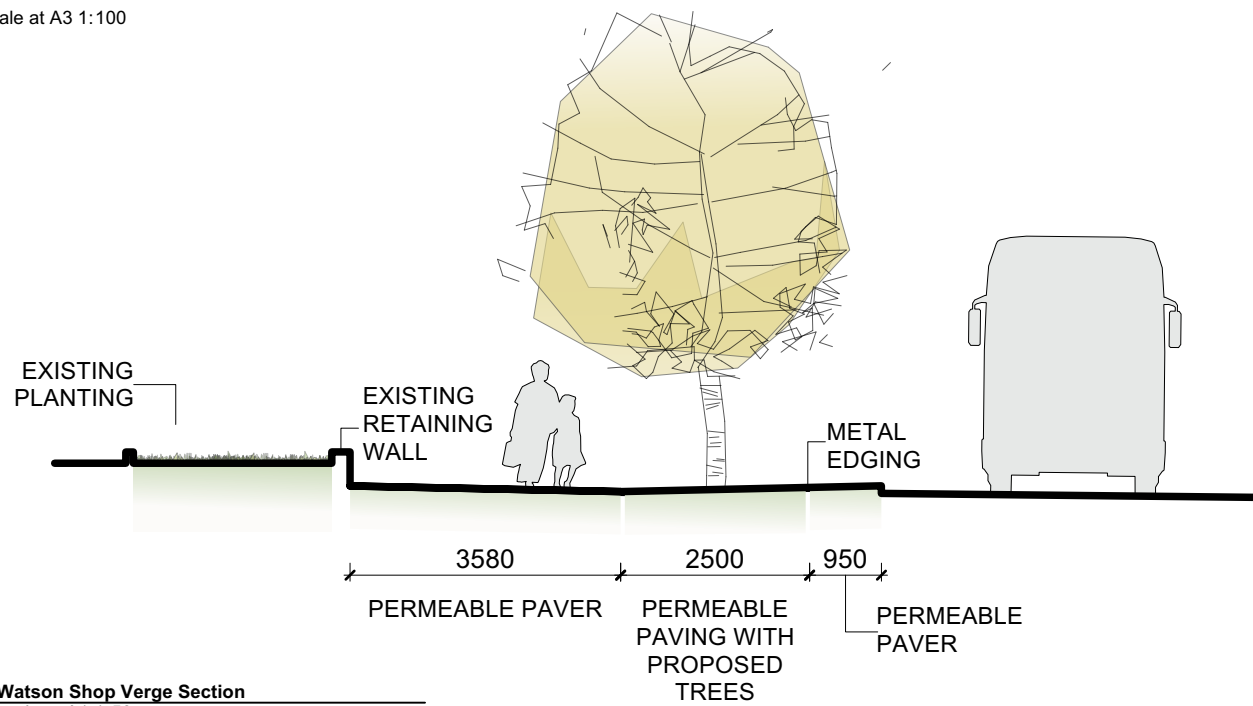
Tait Network

PROJECT NUMBER
 22/14
 REVISION
 B

DRAWING NUMBER
LS01



1 | North Ainslie School Section
scale at A1 1:50
scale at A3 1:100



2 | Watson Shop Verge Section
scale at A1 1:50
scale at A3 1:100

REVISION

B Issue for PSP
A Issue for Review

14/09/23 RA
18/08/23 RA

ISSUE TYPE

PSP

Drawn By GS
Checked By RA

SCALE

Figured dimensions shown on drawings take precedence over scaled dimensions. Do not scale off drawings

CONSULTANTS

Surveyor
Consultant
Arborist
Consultant
Heritage
Consultant
Civil
Consultant

CLIENT

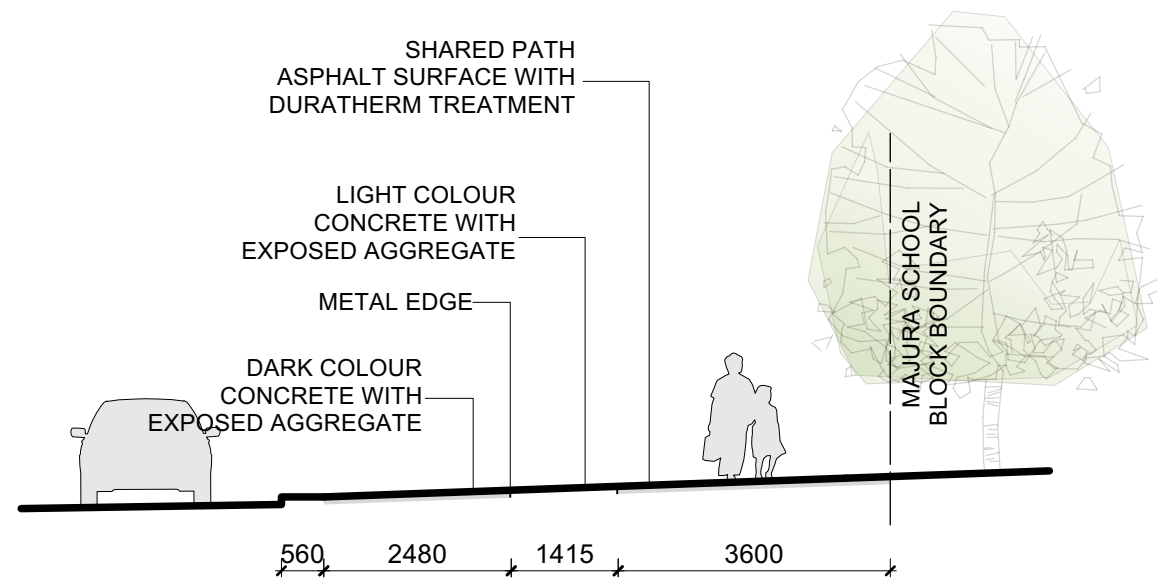


Garden City Cycle Route
Sections

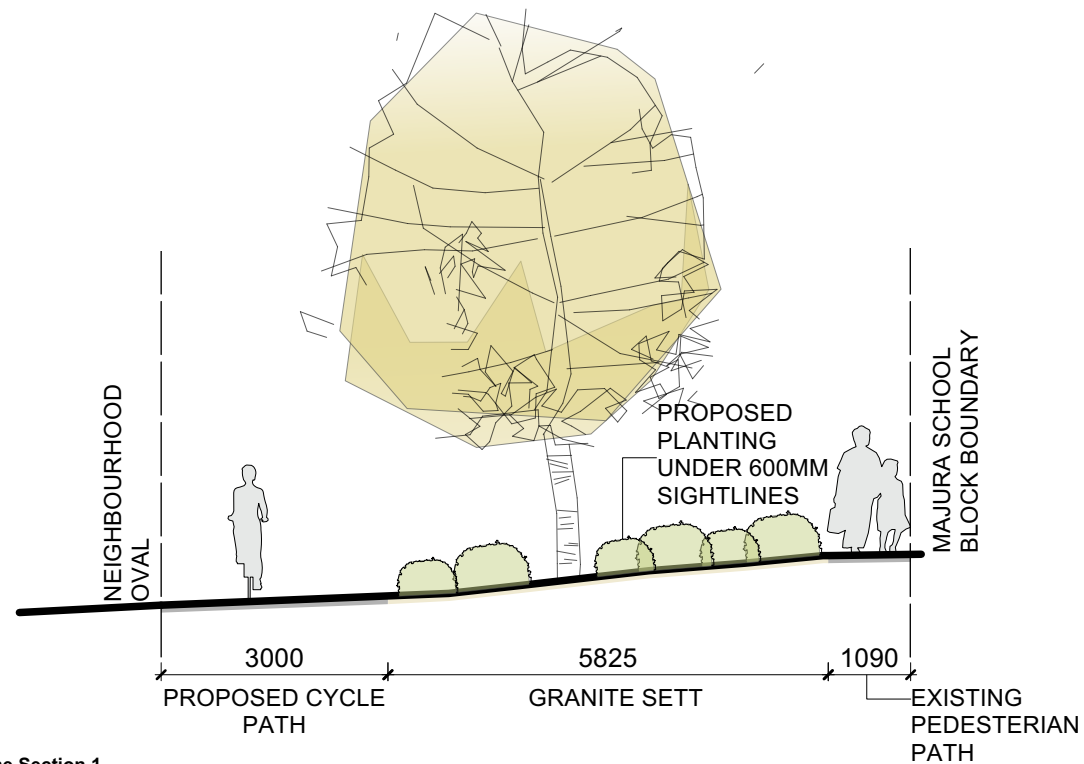
Tait Network

PROJECT NUMBER
22/14
REVISION
B

DRAWING NUMBER
LS02



1 Knox St Section
scale at A1 1:50
scale at A3 1:100



2 Majura School Shared Zone Section 1
scale at A1 1:50
scale at A3 1:100

REVISION

B Issue for PSP
A Issue for Review

14/09/23 RA
18/08/23 RA

ISSUE TYPE

PSP

Drawn By GS
Checked By RA

SCALE

Figured dimensions shown on drawings take precedence over scaled dimensions. Do not scale off drawings

CONSULTANTS

Surveyor
Consultant
Arborist
Consultant
Heritage
Consultant
Civil
Consultant

CLIENT

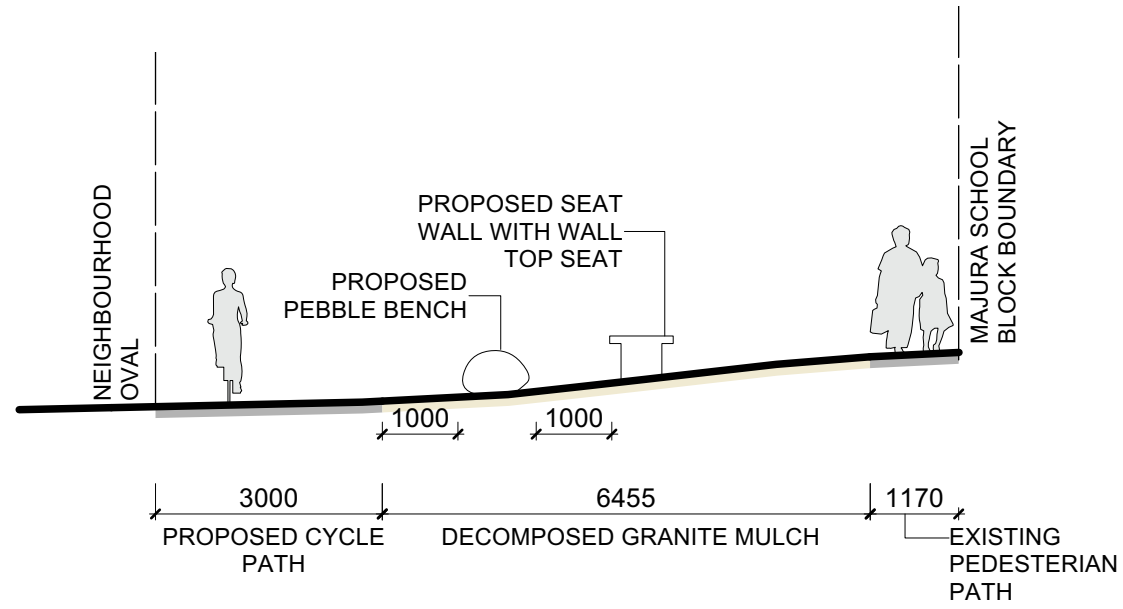


Garden City Cycle Route
Sections

Tait Network

PROJECT NUMBER
22/14
REVISION
B

DRAWING NUMBER
LS03



1 | **Majura School Shared Zone Section 2**

scale at A1 1:50
scale at A3 1:100

REVISION

B Issue for PSP
A Issue for Review

ISSUE TYPE

PSP

14/09/23 RA
18/08/23 RA

Drawn By GS
Checked By RA

SCALE

Figured dimensions shown on drawings take precedence over scaled dimensions. Do not scale off drawings

CONSULTANTS

Surveyor
Consultant
Arborist
Consultant
Heritage
Consultant
Civil
Consultant

CLIENT

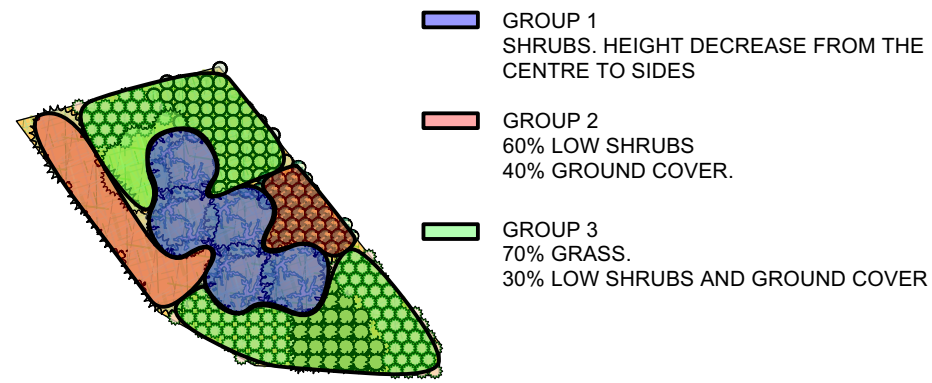


Garden City Cycle Route
Sections

Tait Network

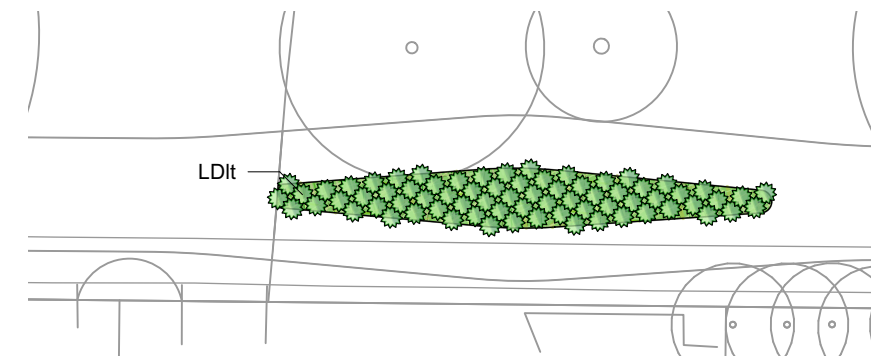
PROJECT NUMBER
22/14
REVISION
B

DRAWING NUMBER
LS04

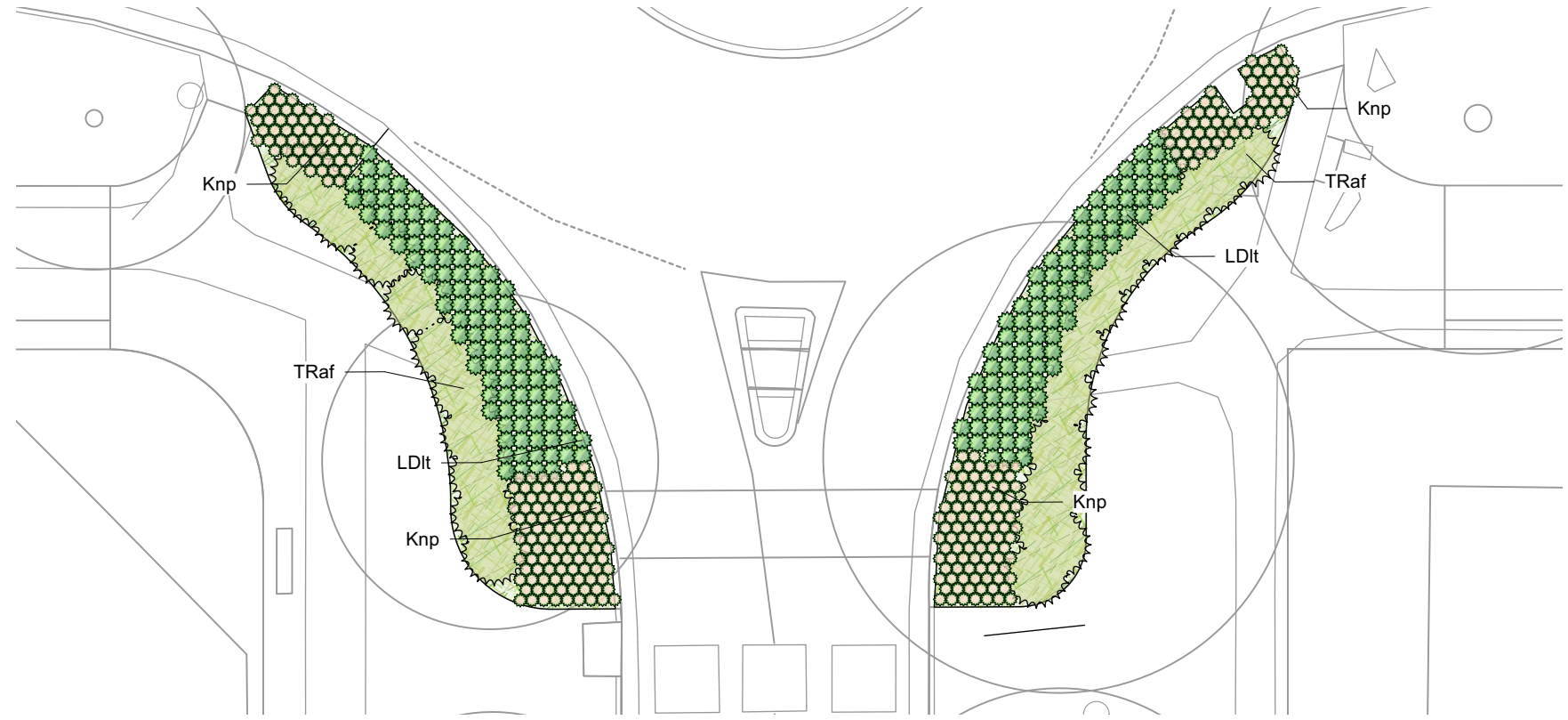


NOTE: PLANTING SPECIES REFER TO RESPECTIVE PLANTING PALETTE

1 Typical Planting bed Type 1 - General
scale at A1 1:100
scale at A3 1:200



2 Typical Planting Bed Type 2 - Landscape Island
scale at A1 1:100
scale at A3 1:200



3 Typical Planting Bed Type 3 - Roundabout
scale at A1 1:100
scale at A3 1:200

Proposed Tree Schedule

Code	Genus	Species	Variety	Mature Height	Mature Canopy Diameter	Supply Height	Trunk Caliper	Pot Size	Quantity
AC sp	<i>Acer</i>	<i>sp.</i>		9m	5m	1.8m	20mm	75L	18
C vk	<i>Callistemon</i>	<i>viminialis</i>	'Kings Park Special'	5m	4m	1.8m	20mm	75L	9
CU sp	<i>Cupressus</i>	<i>sp.</i>		20m	17m	1.8m	20mm	75L	3
E ci	<i>Eucalyptus</i>	<i>cinerea</i>		12m	15m	1.8m	20mm	75L	4
E mf	<i>Eucalyptus</i>	<i>mannifera</i>		20m	13m	1m	10mm	75L	36
E mfl	<i>Eucalyptus</i>	<i>mannifera</i>	'Little Spotty'	7m	7m	1m	10mm	75L	51
E ro	<i>Eucalyptus</i>	<i>rossii</i>		15m	10m	1m	10mm	75L	4
FR sp	<i>Fraxinus</i>	<i>sp.</i>		15m	8m	1.8m	20mm	75L	42
LQ s	<i>Liquidambar</i>	<i>styraciflua</i>		18m	12m	1.5m	15mm	75L	28
LQ so	<i>Liquidambar</i>	<i>styraciflua</i>	'Oakville Highlight'	15m	4m	1m	1mm	75L	10
PS c	<i>Pistacia</i>	<i>chinensis</i>	P. sinensis	6m	6m	1.8m	20mm	75L	37
PL ch	<i>Platanus (orientalis)</i>	<i>x 'Chilensis'</i>		18m	12m	1.8m	20mm	200L	14
P sp	<i>Prunus</i>	<i>sp.</i>		4m	4m	1.8m	20mm	75L	17
Q paf	<i>Quercus</i>	<i>palustris</i>	'Free Fall'	18m	15m	1.8m	20mm	75L	36
Q sp	<i>Quercus</i>	<i>sp.</i>		18m	15m	1.8m	20mm	75L	6
ZE gv	<i>Zelkova</i>	<i>serrata</i>	'Green Vase'	14m	10m	1.8m	20mm	75L	46
								Total	361

NOTE: *Acer rubrum* 'October Glory' is an acceptable alternative to *Pistacia chinensis* should *Pistacia chinensis* be unavailable.

REVISION

B Issue for PSP
A Issue for Review

14/09/23 RA
18/08/23 RA

ISSUE TYPE

PSP

Drawn By CS, GS, BT
Checked By RA

SCALE

Figured dimensions shown on drawings take precedence over scaled dimensions. Do not scale off drawings

CONSULTANTS

Surveyor
Consultant
Arborist
Consultant
Heritage
Consultant
Civil
Consultant

CLIENT

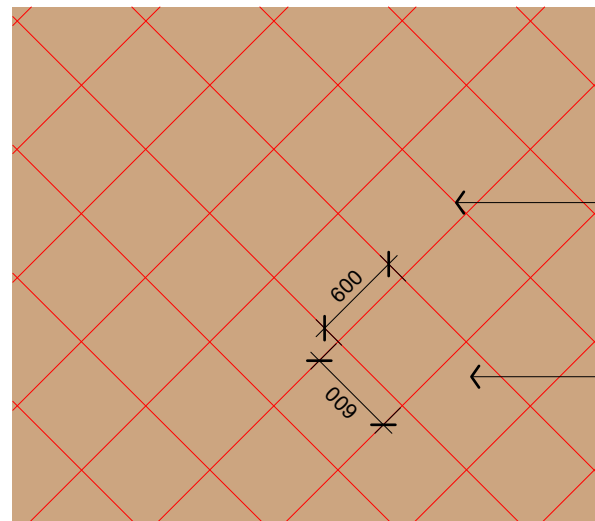


Garden City Cycle Route
Landscape Planting Schedule

Tait Network

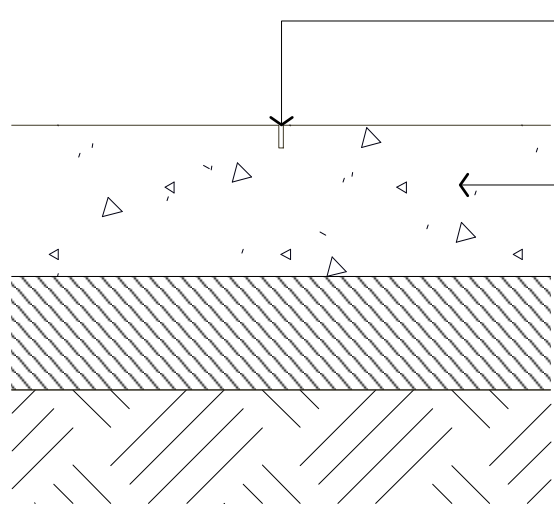
PROJECT NUMBER
22/14
REVISION
B

DRAWING NUMBER
LPS001



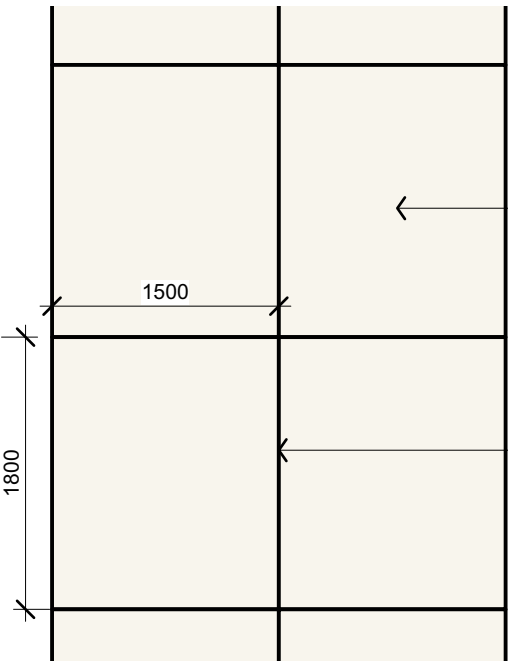
600mm x 600mm SAW CUT
 CCS MORPHEUS (DARK GREY) CONCRETE

1 Interaction Zone Detail
 scale at A1 1:25
 scale at A3 1:50



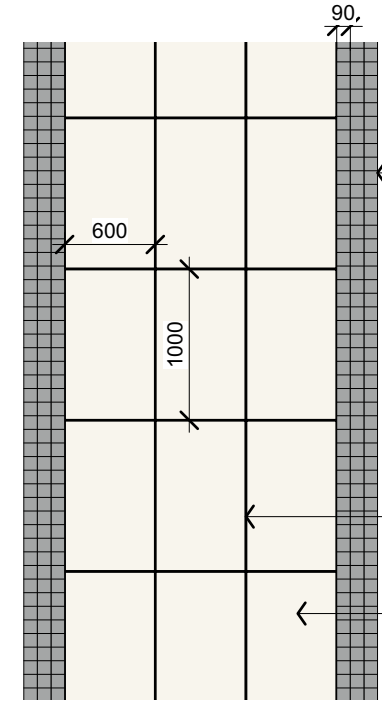
3MM WIDE 15MM DEEP DECORATIVE SAWCUT
 REINFORCED INSITU CONCRETE PATH

2 Interaction Zone Detail
 scale at A1 1:2.5
 scale at A3 1:5



BROOM FINISH CONCRETE
 1800mm x 1500mm SAW CUT

3 Concrete Paving Type 1 - Braddon Typical Paving Detail
 scale at A1 1:25
 scale at A3 1:50



GRANITE SETTS
 SAW CUT
 BROOM FINISH CONCRETE

4 Concrete Paving Type 2 - Cooyong Typical Paving Detail
 scale at A1 1:25
 scale at A3 1:50

REVISION

B Issue for PSP
 A Issue for Review

ISSUE TYPE

PSP

14/09/23 RA
 18/08/23 RA

Drawn By CS, GS, BT
 Checked By RA

SCALE

Figured dimensions shown on drawings take precedence over scaled dimensions. Do not scale off drawings

CONSULTANTS

Surveyor
 Consultant
 Arborist
 Consultant
 Heritage
 Consultant
 Civil
 Consultant

CLIENT



Garden City Cycle Route
 Landscape Details

Tait Network

PROJECT NUMBER
 22/14
 REVISION
 B

DRAWING NUMBER
LD001



Trees:

1. Acer sp. *
2. Pistacia chinensis *
3. Cupressus sp. *
4. Eucalyptus rossii *
5. Eucalyptus mannifera 'Little Spotty' *
6. Platanus (orientalis) x 'Chilensis' *
7. Callistemon 'Kings Park Special' *
8. Fraxinus sp. *
9. Liquidambar styraciflua *
10. Eucalyptus cinerea *
11. Eucalyptus mannifera *
12. Prunus sp. *
13. Quercus palustris 'Free Fall' *
14. Zelkova serrata 'Green Vase' *
15. Liquidambar Styraciflua "Oakville Highlight" * ***

Shrubs:

16. Correa glabra *
17. Callistemon viminalis 'Better John' * ***
18. Westringia fruticosa 'Grey Box' ***
19. Rhagodia spinescens 'Aussie Flat Bush' ***
20. Correa pulchella 'Orange Glow'

Grasses:

21. Lomandra longifolia 'Tanika' ***
22. Dianella caerulea 'Little Jess' ***
23. Pennisetum alopecuroides 'Nafray' ***
24. Poa labillardierei *
25. Themeda australis *
26. Ficinia nodosa * *** ***
27. Dietes iridoides * ***
28. Anigozanthos flavidus * ***
29. Kniphofia nobilis 'Poco Red' *** ***

Groundcovers:

30. Grevillea rhyolitica x juniperina 'Cherry Cluster' ***
31. Chrysocephalum apiculatum ***
32. Hardenbergia 'Meema'
33. Myoporum parvifolium
34. Grevillea australis *
35. Grevillea juniperina
36. Trachelospermum asiaticum *** ***

Legend:

From Braddon list ***
 Not listed in MIS25. ***
 Exceeds 600mm high but will be used out of critical sightlines: *

REVISION

C Issue for PSP
 B Issue for Review
 A Issue for Review

14/09/23 RA
 18/08/23 RA
 6/07/23 RA

ISSUE TYPE

PSP

Drawn By CS
 Checked By RA

SCALE

Figured dimensions shown on drawings take precedence over scaled dimensions. Do not scale off drawings

CONSULTANTS

Surveyor
 Consultant
 Arborist
 Consultant
 Heritage
 Consultant
 Civil
 Consultant

CLIENT




Garden City Cycle Route
 Material Palette 1 - Softscape.
 General

Tait Network

PROJECT NUMBER
 22/14
 REVISION
 C

DRAWING NUMBER
LM01



Trees:

- 1. *Platanus (orientalis) x 'Chilensis'* *

Shrubs:

- 2. *Fatsia japonica* *** *
- 3. *Canna lily* *** *** *
- 4. *Sedum spectabile 'Autumn Joy'* *** ***

Grasses:

- 5. *Kniphofia nobilis 'Poco Red'* *** ***
- 6. *Lomandra 'Lime Tuff'* *** *** *
- 7. *Anigozanthos flavidus* *** *** *
- 8. *Liriope muscari 'Evergreen Giant'* *** ***
- 9. *Ophiopogon japonicus* *** ***
- 10. *Thelionema grande* *** *** *
- 11. *Ficinia nodosa* *** *** *
- 12. *Iris unguicularis* *** ***
- 13. *Diets iridoides* *** *
- 14. *Agapanthus africanus* *** *

Groundcovers:

- 15. *Trachelospermum asiaticum* *** ***
- 16. *Carpobrotus glaucescens 'Cairo'* *** ***
- 17. *Chrysocephalum apiculatum* ***

Legend:

From Braddon list ***
 Not listed in MIS25: ***
 Exceeds 600mm high but will be used out of critical sightlines: *

REVISION

C Issue for PSP
 B Issue for Review
 A Issue for Review

14/09/23 RA
 18/08/23 RA
 6/07/23 RA

ISSUE TYPE

PSP

Drawn By CS
 Checked By RA

SCALE

Figured dimensions shown on drawings take precedence over scaled dimensions. Do not scale off drawings

CONSULTANTS

Surveyor
 Consultant
 Arborist
 Consultant
 Heritage
 Consultant
 Civil
 Consultant

CLIENT



ACT
 Government

Garden City Cycle Route
 Material Palette 2 - Softscape.
 Braddon

Tait Network

PROJECT NUMBER
 22/14
 REVISION
 C

DRAWING NUMBER
LM02



Trees:

- 1. Acer sp. *
- 2. Zelkova serrata 'Green Vase' *
- 3. Pistacia chinensis *

Shrubs:

- 4. Callistemon viminalis 'Better John' * ***
- 5. Westringia fruticosa 'Grey Box' ***
- 6. Rhagodia spinescens 'Aussie Flat Bush'***
- 7. Correa pulchella 'Orange Glow'
- 8. Correa glabra *

Grasses:

- 9. Pennisetum alopecuroides 'Nafray' ***
- 10. Poa labillardierei *
- 11. Ficinia nodosa * *** ***
- 12. Dietes iridoides * ***
- 13. Kniphofia nobilis 'Poco Red' *** ***
- 14. Lomandra longifolia 'Tanika' ***

Groundcovers:

- 15. Hardenbergia 'Meema'
- 16. Myoporum parvifolium

Legend:

From Braddon list ***
 Not listed in MIS25: ***
 Exceeds 600mm high but will be used out of critical sightlines: *

REVISION

- C Issue for PSP
- B Issue for Review
- A Issue for Review

14/09/23 RA
 18/08/23 RA
 6/07/23 RA

ISSUE TYPE

PSP

Drawn By CS
 Checked By RA

SCALE

Figured dimensions shown on drawings take precedence over scaled dimensions. Do not scale off drawings

CONSULTANTS

- Surveyor
- Consultant
- Arborist
- Consultant
- Heritage
- Consultant
- Civil
- Consultant

CLIENT



Garden City Cycle Route
 Material Palette 3 - Softscape.
 Majura Primary School

Tait Network

PROJECT NUMBER
 22/14
 REVISION
 C

DRAWING NUMBER
LM03

PAVEMENT



TYPICAL INTERACTION ZONE PAVEMENT WITH SAWCUT



DECORATIVE ASPHALT SURFACING




PERMEABLE PAVER




PERMEABLE PAVING



GRANITE SETT



SOUTHERN COOYONG ST PAVING PATTERN



BRADDON CONCRETE PAVING PATTERN

FURNITURE



PEBBLE SEATING FOR MAJURA SCHOOL SHARED ZONE



LINEA SEAT WITH ALUMINIUM SPOTTED GUM BATTEN



LINEA WALL TOP SEAT WITH ARMREST AND BACKREST FOR MAJURA SCHOOL SHARED ZONE



LINEA PICNIC SET FOR DICKSON WETLAND



BIKE REPAIR STATION



BIKE RACK

REVISION

C Issue for PSP
B Issue for Review
A Issue for Review

14/09/23 RA
18/08/23 RA
6/07/23 RA

ISSUE TYPE

PSP

Drawn By CS
Checked By RA

SCALE

Figured dimensions shown on drawings take precedence over scaled dimensions. Do not scale off drawings

CONSULTANTS

Surveyor
Consultant
Arborist
Consultant
Heritage
Consultant
Civil
Consultant

CLIENT



Garden City Cycle Route
Material Palette 1 - Hardscape

Tait Network

PROJECT NUMBER
22/14
REVISION
C

DRAWING NUMBER
LM05