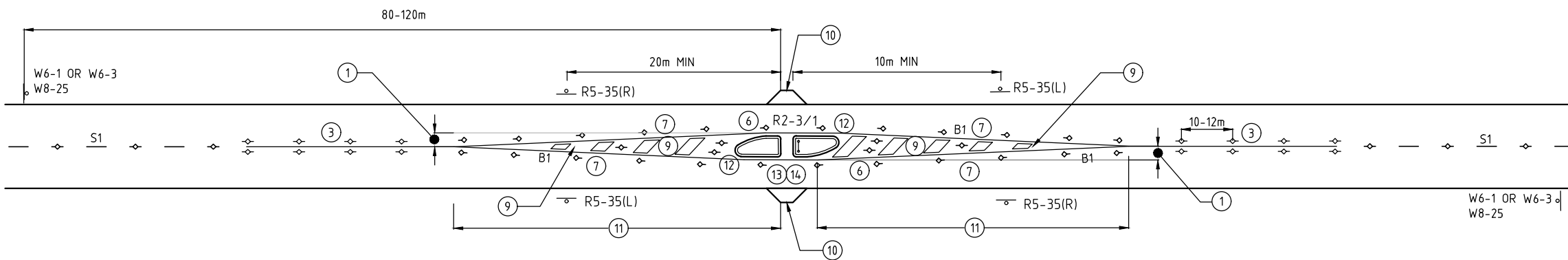


SIGN LEGEND

- R2-3/1 HORSE SHOE CHEVRON
- KEEP LEFT/RIGHT
- R5-35 NO STOPPING
- W6-1 PEDESTRIANS
- W6-3 CHILDREN
- W8-25 REFUGE ISLAND

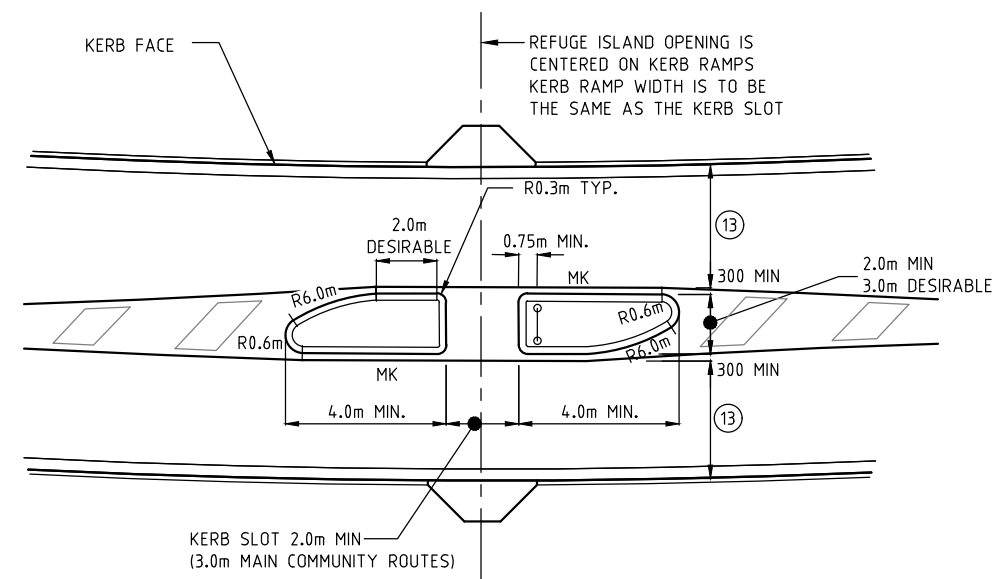
REFUGE ISLAND WITH UNRESTRICTED SIGHT DISTANCE (2)
TYPICAL TCD DETAILS



REFUGE ISLAND WITH RESTRICTED SIGHT DISTANCE DUE TO CURVES OR CRESTS (2)
TYPICAL TCD DETAILS

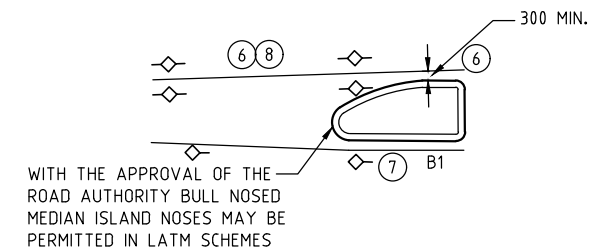
NOTES:

- 1 TAPER LENGTHS ARE BASED ON A LATERAL SHIFT OF 1.0m PER SECOND OF TRAVEL
- 2 REFUGE ISLANDS ARE NOT NORMALLY PERMITTED ON ROADS WITH A SPEED LIMIT RESTRICTION OF GREATER THAN 60km/h. AGREEMENT WITH THE ROAD AUTHORITY SHOULD BE OBTAINED PRIOR TO COMMENCING DESIGN
- 3 REGARDLESS OF TAPER LENGTH 30m B1 OR BB BARRIER LINE SHALL BE MARKED PRECEDING THE START OF THE PAINTED MEDIAN
- 4 MINIMUM TAPER LENGTH IS 30m MIN
- 5 LLM DENOTES LONG LIFE MATERIAL SUCH AS THERMOPLASTIC, COLD APPLIED PLASTIC AND CEMENT BASED PRODUCTS CAPABLE OF HAVING GLASS BEAD NON-SLIP MEDIA APPLIED (REFER ACTSD-3505 FOR USE OF B1 OR BB LINES)
- 6 APPLY LLM FOR 10m MINIMUM LENGTH ON APPROACH TO ISLAND NOSE AND ADJACENT TO ISLAND
- 7 INSTALL YELLOW UNIDIRECTIONAL RRPMS AT 6.0m CENTRES
- 8 INSTALL DOUBLE YELLOW BIDIRECTIONAL RRPMS AT 6.0m CENTRES ON ISLAND APPROACH
- 9 REFER ACTSD-3502 FLUSH MEDIAN DETAIL FOR RRPMS WITHIN ISLAND SPACING DETAILS
- 10 CONSTRUCT KERB RAMP - REFER ACTSD-0515 AND 0516 FOR DETAILS
- 11 CHEVRON AS REQUIRED
- 12 PAINT REFUGE ISLAND NOSE TP TO TP WITH WHITE GORE
- 13 REFER MIS05 FOR LANE WIDTHS
- 14 RRPMS ARE NOT TO BE PLACED ADJACENT TO KERB SLOT
- 15 ALL DIMENSIONS SHOWN ARE IN mm UNLESS SHOWN OTHERWISE
- 16 IF ISLAND WIDTHS ARE >2.0m PROVIDE CHEVRONS

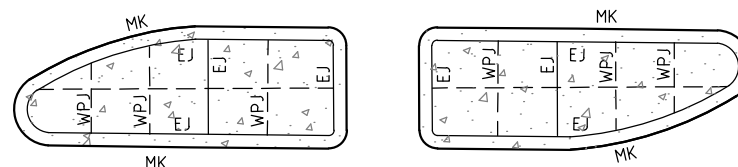


TYPICAL SETOUT PLAN

TAPER LENGTHS (1)(4)	
SPEED km/h	MINIMUM TAPER LENGTH PER METRE OF LATERAL SHIFT
50	14
60	17
70 (2)	20
80 (2)	23



INSET A



JOINT PLAN

EJ's FOR PEDESTRIAN REFUGE ISLANDS TO BE JOINTEX FILLER BOARD (TYPE CANITE OR EQUIVALENT)
FOR ALL JOINT SETOUT DETAILS REFER ACTSD-3531



STANDARD DRAWING

**PAVEMENT MARKINGS
REFUGE ISLAND
DETAILS**

Authorised: *[Signature]*

Latest Revision Details

0	BASED ON DRG DS9-28	19-12-18
Rev	Amendment	Date
0		
Drawing No.	Revision	
ACTSD-3504	0	